

H_∞ Estimation for Fuzzy Membership Function Optimization

Dan Simon *
Cleveland State University
Department of Electrical Engineering
Stilwell Hall Room 332
2121 Euclid Avenue
Cleveland, OH 44115-2214

March 1, 2004

Abstract

Given a fuzzy logic system, how can we determine the membership functions that will result in the best performance? If we constrain the membership functions to a specific shape (e.g., triangles or trapezoids) then each membership function can be parameterized by a few variables and the membership optimization problem can be reduced to a parameter optimization problem. The parameter optimization problem can then be formulated as a nonlinear filtering problem. In this paper we solve the nonlinear filtering problem using H_∞ state estimation theory. However, the

*Email address: d.j.simon@csuohio.edu

membership functions that result from this approach are not (in general) sum normal. That is, the membership function values do not add up to one at each point in the domain. We therefore modify the H_∞ filter with the addition of state constraints so that the resulting membership functions are sum normal. Sum normality may be desirable not only for its intuitive appeal but also for computational reasons in the real time implementation of fuzzy logic systems. The methods proposed in this paper are illustrated on a fuzzy automotive cruise controller and compared to Kalman filtering based optimization.

Key Words – Learning, Estimation, Training, Optimization, Gradient Descent, Kalman Filtering, H_∞ Filtering, Minimax Filtering, Constraints.

1 Introduction

In this paper we use the term *fuzzy parameters* to refer to the parameters that define the membership functions of a fuzzy logic system. For instance, if we are using triangular membership functions, then the *fuzzy parameters* would be the centers and half-widths of the triangles.

Researchers have used many different methods over the past decade to optimize fuzzy membership functions. The methods

can be broadly divided into two types: those that explicitly use the derivatives of the fuzzy system's performance with respect to the fuzzy parameters, and those that do not use these derivatives. Derivative-free methods include genetic algorithms [14, 19, 27], neural networks [2, 6], evolutionary programming [8], geometric methods [25], fuzzy equivalence relations [33], and heuristic methods [29]. Derivative-based methods include gradient descent [4, 19], Kalman filtering [22], the simplex method [3, 11], least squares [26, 32], backpropagation [31], and other numerical techniques [15].

Derivative-free methods can be desirable in that they do not require the explicit derivatives of the objective function with respect to the fuzzy parameters. They are more robust than derivative-based methods with respect to finding a global minimum and with respect to their applicability to a wide range of objective functions and membership function forms. However, they typically tend to converge more slowly than derivative-based methods. Derivative-based methods have the advantage of fast convergence but they tend to converge to local minima. In addition, due to their dependence on analytical derivatives, they are limited to specific objective functions, specific types of inference, and specific types of membership functions.

In this paper we present an H_∞ filter for fuzzy membership function optimization. This is similar to Kalman filtering methods [21, 22]. The use of H_∞ filtering is motivated by the fact that it is often more robust than Kalman filtering in the presence of system noise, modeling errors, and nonlinearities [20]. The application of H_∞ filtering to fuzzy membership function optimization does not involve high levels of noise or modeling errors, but it does involve high levels of nonlinearity. This indicates that H_∞ filtering may be more robust than Kalman filtering for this application.

A straightforward application of H_∞ filtering is effective for fuzzy membership function optimization but it results in membership functions that are not sum normal. That is, the membership function values do not add up to one at each point in the domain. Sum normal membership functions are desirable for several reasons. First, sum normality is assumed in some approaches to fuzzy decision making [28]. Second, sum normality is desired by many fuzzy system engineers for its aesthetic and intuitive appeal [36]. Third, some rule base reduction algorithms guarantee that a sum normal set of membership functions will remain sum normal even after rule base reduction [35]. Fourth, fuzzy logic software can be written with less code and greater computational

efficiency if it can be assumed that the membership functions are sum normal. (This is simply an example of the general rule that software can be written smaller and faster if its inputs have more constraints and therefore the software requirements can be made less general.) We therefore modify the H_∞ filter used in this paper in such a way that sum normality is guaranteed in the resulting fuzzy membership functions.

The next section presents the use of H_∞ filtering for membership function optimization. We then modify this method to reduce the computational requirements, and we also modify the method to guarantee sum normality in the resulting membership functions. Section 3 contains some simulation results of a fuzzy automotive cruise controller, including comparisons with Kalman filter based optimization. Section 4 contains a summary and concluding remarks.

2 Fuzzy system optimization via H_∞ filtering

In this paper we assume that our fuzzy system uses correlation product inference [12], fit values are combined with the *min* operator, and the input and output membership functions are (possibly asymmetric) triangles. The initial rule base and some initial membership functions are given, perhaps constructed on the ba-

sis of experience, or trial and error. The generation of rule bases is a difficult and important task in the construction of fuzzy logic systems but is not discussed in this paper.

Consider the i th fuzzy membership function of the j th input z_j . We will denote its modal point as c_{ij} , its lower half-width as b_{ij}^- , and its upper half width as b_{ij}^+ . The membership function attains a value of 1 when the input is c_{ij} . As the input decreases from c_{ij} , the membership function value decreases linearly to 0 at $c_{ij} - b_{ij}^-$, and remains at 0 for all inputs less than $c_{ij} - b_{ij}^-$. As the input increases from c_{ij} , the membership function value decreases linearly to 0 at $c_{ij} + b_{ij}^+$, and remains at 0 for all inputs greater than $c_{ij} + b_{ij}^+$. The degree of membership of the j th crisp input z_j in its i th fuzzy set is therefore given by

$$f_{ij}(z_j) = \begin{cases} 1 + (z_j - c_{ij})/b_{ij}^- & \text{if } -b_{ij}^- \leq (z_j - c_{ij}) \leq 0 \\ 1 - (z_j - c_{ij})/b_{ij}^+ & \text{if } 0 \leq (z_j - c_{ij}) \leq b_{ij}^+ \\ 0 & \text{otherwise.} \end{cases} \quad (1)$$

We will further assume that our fuzzy system has only one output. This restriction is made only for notational convenience and does not affect the theoretical results presented herein. Suppose there are a total of M rules in the fuzzy system. The consequent of the j th rule is a triangular fuzzy set with modal point γ_j , lower half-width as β_j^- , and upper half width β_j^+ . That is, the fuzzy set

of the consequent of the j th rule is given as

$$m_j(y) = \begin{cases} 1 + (y - \gamma_j)/\beta_j^- & \text{if } -\beta_j^- \leq (y - \gamma_j) \leq 0 \\ 1 - (y - \gamma_j)/\beta_j^+ & \text{if } 0 \leq (y - \gamma_j) \leq \beta_j^+ \\ 0 & \text{otherwise.} \end{cases} \quad (2)$$

Suppose that the j th rule is a consequent of z_1 belonging to fuzzy set i and z_2 belonging to fuzzy set k . Then the activation level of the consequent of the j th rule is w_j , which is given as

$$w_j = \min[f_{i1}(z_1), f_{k2}(z_2)]. \quad (3)$$

The fuzzy output when $z_1 \in$ (fuzzy set i) and $z_2 \in$ (fuzzy set k) is given as

$$\bar{m}_j(y) = w_j m_j(y). \quad (4)$$

The overall fuzzy output $m(y)$ takes into account the possibility that each input falls into more than one fuzzy set so more than one rule can be fired at the same time.

$$m(y) = \sum_{j=1}^M \bar{m}_j(y). \quad (5)$$

The fuzzy output is mapped to a crisp number \hat{y} using centroid defuzzification [12].

$$\hat{y} = \frac{\sum_{j=1}^M w_j \Gamma_j J_j}{\sum_{j=1}^M w_j J_j}. \quad (6)$$

Γ_j and J_j are the centroid and area of the j th output fuzzy membership function. The centroid of $m_j(y)$, the j th output fuzzy

set, is defined as as

$$\Gamma_j = \frac{\int y m_j(y) dy}{\int m_j(y) dy}. \quad (7)$$

After substituting (2) into the above equation and working through a couple of pages of straightforward calculus and algebra, we obtain

$$\Gamma_j = \frac{\beta_j^+(3\gamma_j + \beta_j^+) + \beta_j^-(3\gamma_j - \beta_j^-)}{3(\beta_j^+ + \beta_j^-)}. \quad (8)$$

This can easily be extended to the case where there are more than two inputs and one output but the notation becomes cumbersome.

If the fuzzy membership functions are triangles as assumed in this paper, derivative-based methods can be used to optimize the modal points and the half-widths of the input and output membership functions. Consider an error function given by

$$\begin{aligned} E &= \frac{1}{2N} \sum_{n=1}^N g_n E_n^2 \\ E_n &= \hat{y}_n - y_n. \end{aligned} \quad (9)$$

where N is the number of training samples, y_n is the target output of the fuzzy system, \hat{y}_n is the actual output of the fuzzy system, and g_n is a weighting function. The role of g_n will be illustrated in the example of Section 3. We can minimize E by using the partial derivatives of E with respect to the modal points and half-widths of the input and output fuzzy membership functions. We can

obtain expressions for these derivatives using (1)-(6). Then, using the differentiation chain rule on (9), we can obtain expressions for the derivative of the error function with respect to the half-widths and modal points. We can then use those derivatives in an optimization scheme to minimize the error function with respect to the fuzzy membership function parameters. This idea was perhaps first suggested in [9] and was later applied to fuzzy phase-locked loop filter design and motor current estimation [19, 21]. The derivative formulas are given in [23].

2.1 H_∞ filtering

Various derivations of the H_∞ filter are available in the literature [10, 18]. In this section we briefly outline the version derived in [34] and show how it can be applied to fuzzy membership function optimization. We use the convention that the derivative of an m -element vector a with respect to a p -element vector b is

$$\frac{\partial a}{\partial b} = \begin{bmatrix} \frac{\partial a_1}{\partial b_1} & \dots & \frac{\partial a_1}{\partial b_p} \\ \vdots & & \vdots \\ \frac{\partial a_m}{\partial b_1} & \dots & \frac{\partial a_m}{\partial b_p} \end{bmatrix}. \quad (10)$$

Consider a nonlinear time-invariant finite dimensional discrete time system of the form

$$\begin{aligned} x_{n+1} &= f(x_n) + Bw_n + \delta_n \\ d_n &= h(x_n) + v_n \end{aligned} \quad (11)$$

where the vector x_n is the state of the system at time n , w_n and v_n are white noise, δ_n is an arbitrary noise sequence, d_n is the observation vector, and $f(\cdot)$ and $h(\cdot)$ are nonlinear vector functions of the state. The problem addressed by the H_∞ filter is to find an estimate \hat{x}_{n+1} of x_{n+1} given $\{d_0, \dots, d_n\}$. It is assumed that $\{w_n\}$ and $\{v_n\}$ are independent unity variance noise process, but the noise sequence $\{\delta_n\}$ is arbitrary. We define the augmented noise vector and the estimation error as follows.

$$e_n = \begin{bmatrix} w_n^T & v_n^T \end{bmatrix}^T \quad (12)$$

$$\tilde{x}_n = x_n - \hat{x}_n$$

The problem solved by the H_∞ filter is to find an estimate \hat{x}_n such that the infinity norm of the transfer function from the augmented noise vector e to the estimation error \tilde{x} is bounded by a user-defined quantity γ .

$$\|G_{\tilde{x}e}\|_\infty < \gamma \quad (13)$$

This means that the maximum steady state gain from e to \tilde{x} is less than γ . It can be shown [34] that the desired estimate \hat{x}_n can be obtained by the following recursive H_∞ estimator.

$$F_n = \left. \frac{\partial f(x)}{\partial x} \right|_{x=\hat{x}_n} \quad (14)$$

$$H_n = \left. \frac{\partial h(x)}{\partial x} \right|_{x=\hat{x}_n}$$

$$\begin{aligned}
Q_0 &= E(x_0 x_0^T) \\
Q_n(I - H^T H P_n) &= (I - Q_n/\gamma^2)P_n \\
Q_{n+1} &= F P_n F^T + B B^T \\
K_n &= F P_n H^T \\
\hat{x}_{n+1} &= F \hat{x}_n + K_n(d_n - H \hat{x}_n)
\end{aligned}$$

assuming that $\{Q_n\}$ and $\{P_n\}$ are nonsingular sequences of matrices. K_n is known as the H_∞ gain. In the case of a linear system it can be shown that the covariance of the estimation error is bounded by Q [34].

$$E[(x_n - \hat{x}_n)(x_n - \hat{x}_n)^T] \leq Q_n \quad (15)$$

For nonlinear systems the transfer function $G_{\tilde{x}e}$ is undefined (but the maximum gain from e to \tilde{x} is still generally less than γ), and the covariance bound is not strictly satisfied (but is still approximately satisfied). This is similar to the near optimality of the extended Kalman filter for nonlinear systems. The H_∞ filter equations do not satisfy the transfer function bound (13) or the covariance bound (15) unless the following inequalities hold at each time step n .

$$\begin{aligned}
I - Q_n/\gamma^2 &> 0 \\
I + H Q_n H^T &> 0
\end{aligned} \quad (16)$$

2.2 Fuzzy system optimization

We can view the optimization of fuzzy membership functions as a weighted least-squares minimization problem, where the error vector is the difference between the fuzzy system outputs and the target values for those outputs. We use d_n to denote the target vector for the fuzzy system outputs at the the n th time step, and $h(k)$ to denote the actual outputs at this time step at the k th iteration of the H_∞ filter. In order to cast the membership function optimization problem in a form suitable for H_∞ filtering, we let the membership function parameters constitute the state of a nonlinear system, and we let the output of the fuzzy system constitute the output of the nonlinear system to which the H_∞ filter is applied.

We will consider a two-input, one-output fuzzy system. This restriction is made only for notational convenience and the results in this paper can be (conceptually) easily extended to an unlimited number of inputs and outputs. Consider a fuzzy system that has μ fuzzy sets for the first input, ν fuzzy sets for the second input, and κ fuzzy sets for the output. As before we denote the modal point and half-widths of the i th fuzzy membership function of the j th input by c_{ij} , b_{ij}^- , and b_{ij}^+ respectively. We denote the modal point and half-widths of the i th fuzzy membership

function of the output by γ_i , β_i^- , and β_i^+ respectively. The state of the nonlinear system can then be represented as

$$\begin{aligned}
 x = & \begin{bmatrix} b_{11}^- & b_{11}^+ & c_{11} & \cdots & b_{\mu 1}^- & b_{\mu 1}^+ & c_{\mu 1} \\
 & b_{12}^- & b_{12}^+ & c_{12} & \cdots & b_{\nu 2}^- & b_{\nu 2}^+ & c_{\nu 2} \\
 & & \beta_1^- & \beta_1^+ & \gamma_1 & \cdots & \beta_\kappa^- & \beta_\kappa^+ & \gamma_\kappa \end{bmatrix}^T. \quad (17)
 \end{aligned}$$

The vector x thus consists of all of the fuzzy membership function parameters arranged in a column vector. The nonlinear system model to which the H_∞ filter can be applied is

$$\begin{aligned}
 x_{n+1} &= x_n + Bw_n + \delta_n \\
 d_n &= h(x_n) + v_n
 \end{aligned} \quad (18)$$

where $h(x_n)$ is the fuzzy system's nonlinear mapping from the membership function parameters to the single fuzzy system output, and w_n , δ_n , and v_n are artificially added noise processes. The addition of these noise processes is a commonly practiced technique in parameter estimation algorithms to increase the stability of the estimator [1, 16]. Now we can apply the H_∞ recursion (14). $f(\cdot)$ is the identity mapping, d_n is the target output of the fuzzy system, and $h(\hat{x}_n)$ is the actual output of the fuzzy system given the current membership function parameters. H_n is the partial derivative of the fuzzy output with respect to the membership function parameters (which can be computed as described and

referenced earlier in this paper), and F_n is the identity matrix.

The B and γ variables are tuning parameters that can be considered to be proportional to the magnitudes of the artificial noise processes. The determination of B and γ is a difficult task that remains as an open research problem, similar to the tuning of the covariance matrices of a Kalman filter [13]. However, some general guidelines for determining B and γ can be given. As we increase B and γ we tell the filter that the state is likely to change more at each time step. This results in a filter that is more responsive to changes in the measurement. This can be viewed as an increase in the “bandwidth” of the filter.

2.3 Computational savings

In order to reduce the computational effort of the H_∞ filter, a pseudo-steady-state assumption can be made in (14) that

$$H_n \approx H_0 = \left. \frac{\partial h(x)}{\partial x} \right|_{x=\hat{x}_0}. \quad (19)$$

So the calculation of the partial derivative matrix can be performed only once. This assumption is only valid if the partial derivative of the system output $h(\cdot)$ with respect to the state estimate \hat{x}_n does not change much from iteration to iteration [7]. This technique is simply a tradeoff between computational effort and theoretical integrity. In practice it turns out that this tradeoff

often results in only a small dropoff in performance at a fraction of the computational cost.

2.4 Fuzzy system optimization with sum normal constraints

The H_∞ optimization proposed here works well but results in membership functions that are not sum normal. This will be seen in the simulation results presented later in this paper. Sum normality is sometimes desirable in membership functions for several reasons as described in Section 1 of this paper.

At first glance it might be thought that sum normality could be imposed on the H_∞ filter by simply optimizing the membership functions with respect to the modal points, and then using the sum normal condition to determine the half-widths. That is, we could optimize with respect to the modal points but not the half-widths. Then the sum-normal constraint could be used to determine the half-widths. This sounds feasible but it does not work either in principle or in practice. When the modal point derivatives are computed apart from the half-width derivatives, and then the half-widths are computed by some other method, the resultant fuzzy logic system does not perform well. This approach is like minimizing a coupled, multivariable function with respect to one parameter and then independently changing the

other parameters. The resultant function value will not be minimum and there is no reason to suppose it will even have moved in the right direction. If we independently change all the other parameters then the point at which we are located in function space has changed and our derivative calculation is no longer valid. This section shows that the optimization discussed in the previous section can be modified in a more rigorous way so that the resultant membership functions are optimal under the sum normality constraint.

As above we consider a two-input, one-output fuzzy logic system. The first input has μ fuzzy sets. We denote the modal points and half-widths of the fuzzy membership functions of the first input by c_{i1} , b_{i1}^- , and b_{i1}^+ ($i = 1, \dots, \mu$). If the membership functions for the first input are sum normal then the following equalities hold:

$$\begin{aligned}
c_{11} + b_{11}^+ &= c_{21} \\
c_{11} + b_{21}^- &= c_{21} \\
c_{21} + b_{21}^+ &= c_{31} \\
c_{21} + b_{31}^- &= c_{31} \\
&\vdots \\
c_{\mu-1,1} + b_{\mu-1,1}^+ &= c_{\mu 1}
\end{aligned}$$

$$c_{\mu-1,1} + b_{\mu 1}^- = c_{\mu 1}. \quad (20)$$

We have a similar set of equalities for the second input. The fuzzy logic system has ν fuzzy sets for the second input. We denote the modal points and half-widths of the fuzzy membership functions of the second input by c_{i2} , b_{i2}^- , and b_{i2}^+ ($i = 1, \dots, \nu$). If the membership functions for the second input are sum normal then the following equalities hold:

$$\begin{aligned} c_{12} + b_{12}^+ &= c_{22} \\ c_{12} + b_{22}^- &= c_{22} \\ c_{22} + b_{22}^+ &= c_{32} \\ c_{22} + b_{32}^- &= c_{32} \\ &\vdots \\ c_{\nu-1,2} + b_{\nu-1,2}^+ &= c_{\nu 2} \\ c_{\nu-1,2} + b_{\nu 2}^- &= c_{\nu 2}. \end{aligned} \quad (21)$$

Finally we have another set of equalities for the output. The fuzzy logic system has κ fuzzy sets for the output. We denote the modal points and half-widths of the fuzzy membership functions of the output by γ_i , β_i^- , and β_i^+ ($i = 1, \dots, \kappa$). If the membership functions for the output are sum normal then the following equalities hold:

$$\gamma_1 + \beta_1^+ = \gamma_2$$

$$\begin{aligned}
\gamma_1 + \beta_2^- &= \gamma_2 \\
\gamma_2 + \beta_2^+ &= \gamma_3 \\
\gamma_2 + \beta_3^- &= \gamma_3 \\
&\vdots \\
\gamma_{\kappa-1} + \beta_{\kappa-1}^+ &= \gamma_\kappa \\
\gamma_{\kappa-1} + \beta_\kappa^- &= \gamma_\kappa.
\end{aligned} \tag{22}$$

Equalities (20)-(22) can be written in matrix form as

$$Lx = 0 \tag{23}$$

where x is the vector in (17) and L is the block diagonal matrix

$$L = \begin{bmatrix} L_1 & 0 & 0 \\ 0 & L_2 & 0 \\ 0 & 0 & L_3 \end{bmatrix}. \tag{24}$$

The L_i matrices are derived from (20), (21), and (22) respectively.

L_1 is a $2(\mu - 1) \times 3\mu$ matrix, L_2 is a $2(\nu - 1) \times 3\nu$ matrix, and

L_3 is a $2(\kappa - 1) \times 3\kappa$ matrix. Each L_i matrix is of the form

$$L_i = \begin{bmatrix} M_1 & M_2 & 0_{2 \times 3} & \cdots & 0_{2 \times 3} \\ 0_{2 \times 3} & M_1 & M_2 & \cdots & 0_{2 \times 3} \\ \vdots & \ddots & \ddots & \ddots & \vdots \\ 0_{2 \times 3} & \cdots & 0_{2 \times 3} & M_1 & M_2 \end{bmatrix} \tag{25}$$

where $0_{2 \times 3}$ is the 2×3 matrix containing all zeros, and the M_j

matrices are given by

$$\begin{aligned}
M_1 &= \begin{bmatrix} 0 & 1 & 1 \\ 0 & 0 & 1 \end{bmatrix} \\
M_2 &= \begin{bmatrix} 0 & 0 & -1 \\ 1 & 0 & -1 \end{bmatrix}.
\end{aligned} \tag{26}$$

Therefore, in order to optimize fuzzy membership functions with the constraint that they remain sum normal, we can perform H_∞ filtering under the constraint defined by (23). The sum normal constrained fuzzy system optimization problem therefore reduces to an H_∞ estimation problem with state equality constraints. This problem has been solved in [24]. The introduction of state constraints changes the Q_{n+1} and the K_n equations given in the H_∞ filter equations (14) to the following.

$$\begin{aligned} Q_{n+1} &= (I - L^T L)FP_n F^T (I - L^T L) + BB^T & (27) \\ K_n &= (I - L^T L)FP_n H^T \end{aligned}$$

The remaining equations in (14) remain unchanged. These changes ensure that the fuzzy logic system defined by the parameters in the \hat{x} vector is sum normal.

3 Simulation results

In this section we illustrate the use of the H_∞ filter for training fuzzy membership function parameters, both with and without sum normal constraints. The application is a fuzzy automotive cruise control system [36, pp. 186ff]. An automobile's acceleration can be stated as a function of the external forces acting on the vehicle: engine force f_e (a function of the throttle position), drag force f_d (a function of velocity), and gravity-induced force f_g (a

function of road grade). If we assume that the time constant of the engine is small relative to the time constant of the vehicle, we obtain

$$m\dot{v} = f_e(\theta) - f_d(v) - f_g$$

where m is the vehicle mass, v is the velocity, and θ is the throttle position. The external forces are given by

$$f_e(\theta) = f_i + \gamma\sqrt{\theta}$$

$$f_d(v) = \alpha v^2 \text{sign}(v)$$

$$f_g = mg \sin(\text{grade})$$

where γ , α , g , and f_i are constants. We will use the values $m = 1000$ kg, $\gamma = 12500$ Newtons, and $\alpha = 4$ N / (m/s)². f_i is the engine idle force, which we will assume to be 1000 N, and g is the acceleration due to gravity, which is about 9.81 m/s².

A 2-input, 1-output fuzzy cruise control can be designed by defining *error* as the reference speed minus the measured speed, and implementing rules such as the following: “If the *error* is small positive, and the *change in error* is zero, then change the throttle position by a *small positive* amount.” Another rule might be, “If the *error* is zero, and the *change in error* is large positive, then change the throttle position by a *small positive* amount.” A rule base was defined intuitively with five membership functions

each for the two inputs and the output. So μ , ν , and κ in (17) are all equal to five. The rule base is shown in Table 1.

Table 1: Rule Base for Fuzzy Cruise Controller. NL = Negative Large, NS = Negative Small, Z = Zero, PS = Positive Small, PL = Positive Large.

		Error				
		NL	NS	Z	PS	PL
Error Change	NL	NL	NL	NS	NS	NS
	NS	NL	NS	Z	Z	Z
	Z	NL	NS	Z	PS	PL
	PS	Z	Z	Z	PS	PL
	PL	PS	PS	PS	PL	PL

Since there are a total of three fuzzy variables (two inputs and one output), and each fuzzy variable has five membership functions, the fuzzy cruise control has a total of 15 membership functions. Each membership function is constrained to be triangular so each membership function has three parameters (a modal point and two half-widths). The fuzzy cruise control therefore has a total of 45 parameters to be determined.

A Kalman or H_∞ filter can be used to optimize the fuzzy cruise control with respect to these 45 parameters. These 45 parameters are arranged in a vector as shown in (17) and hence comprise the 45-element state of the Kalman or H_∞ filter. If we are not concerned with sum normality, we use the unconstrained Kalman

filter equations [23], or the unconstrained H_∞ filter equations shown in (14). If we desire to maintain sum normality in our optimized membership functions, we use the constrained Kalman filter equations [23], or the constrained H_∞ filter modifications shown in (27). The matrix L in Section 2.4 is a 24×45 matrix.

The error function (9) was defined as the reference speed minus the vehicle speed. The fuzzy cruise control was simulated using Matlab for 15 s with a controller update period of 0.25 s, so N in (9) was equal to 60. The weighting function g_n in (9) was set to n/N to give a greater weight to errors at the end of the training interval; in other words, we were more interested in decreasing settling time than in decreasing overshoot.

H_∞ filtering (both with and without sum normal constraints) was implemented in Matlab to optimize the membership functions of the controller inputs and output. The pseudo-steady-state formulation as described in Section 2.3 was used to decrease training time. We tuned the H_∞ filter parameters manually for the best convergence results. The training setup consisted of the cruise control operating in steady state on a flat road with a sudden 10% increase in the road grade at time = 0. The reference speed of the cruise control was set at 40 m/s so the objective of the controller was to maintain a 40 m/s velocity even after encountering

a sudden 10% increase in road grade.

Figure 1 depicts the progress of training with H_∞ and Kalman filtering (both with and without sum normal constraints) with a time-varying H matrix. As expected, the unconstrained filters converge more quickly and to a better solution than the constrained filters, and the H_∞ filters exhibit better convergence than the Kalman filters.

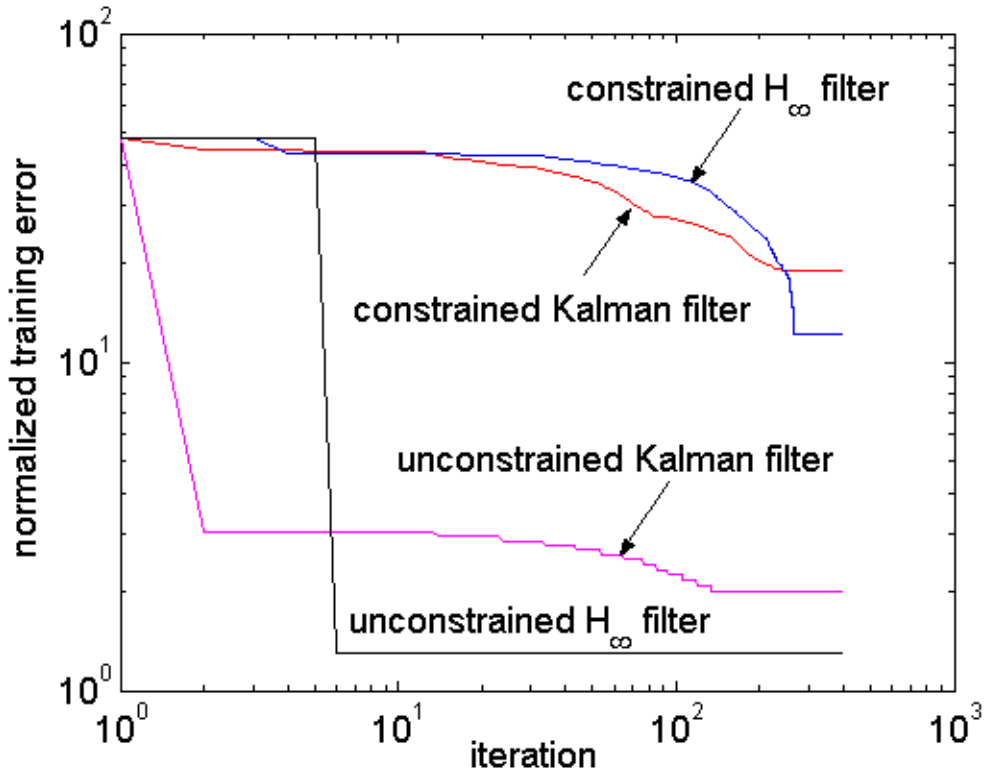


Figure 1: Training progress with time-varying H matrices.

The computational effort for the Kalman filter and the H_∞ filter are about the same. The computational effort of the filters with time-varying H matrices was about 20 s per 100 iterations

(on a 1.2 GHz PC with 240 MB of RAM). The use of the pseudo-steady-state approximation described in Section 2.3 reduces the computational effort by about 25%. The CPU time required by the Kalman and H_∞ optimization algorithms will be highly dependent on the implementation details. The computational effort given in this paper should be used only for relative comparisons.

Now we move from the training scenario to the test scenario. Figure 2 shows a test case comparing the default fuzzy cruise controller with the cruise controller that was optimized *without* sum normal constraints. In this test scenario the automobile encountered a sudden 8% increase in the road grade at time = 0. The optimized cruise controllers were the same as those that were trained with a 10% increase in the road grade. Figure 2 illustrates the cruise controller performance in a scenario other than that for which it was trained. The reference velocity was fixed at 40 m/s so the cruise control attempted to maintain that velocity in the presence of the increased road grade. The reduction in settling time is noticeable for the optimized cruise control. This reflects our choice of g_n as described earlier (9). The optimized membership functions are not sum normal in this case since we did not use the sum normal constraints.

Figure 3 shows the original membership functions and uncon-

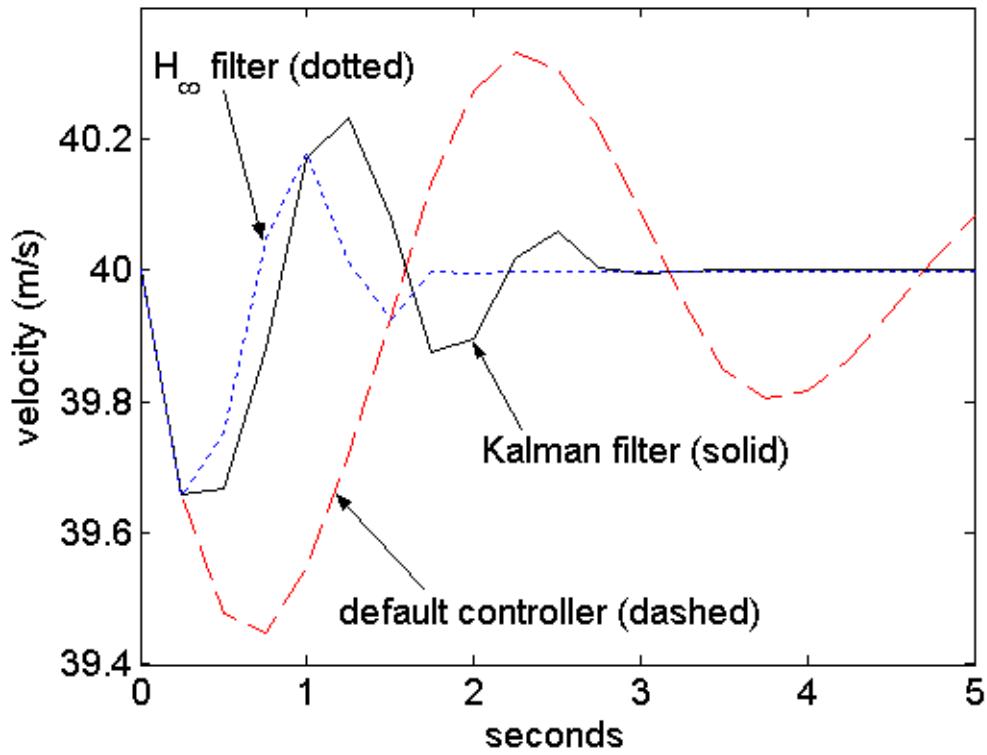


Figure 2: Test data before and after unconstrained optimization.

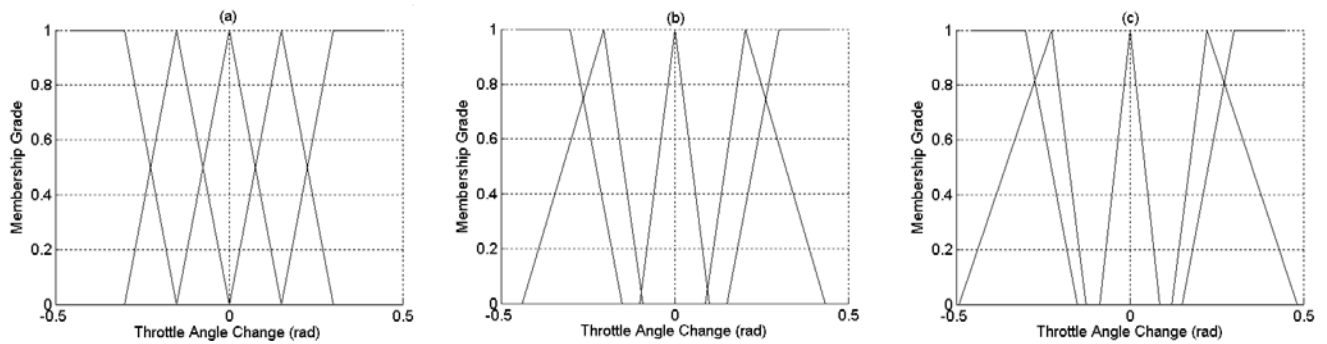


Figure 3: Output membership functions: (a) Default; (b) Optimized via unconstrained Kalman filtering; (c) Optimized via unconstrained H_∞ filtering.

strained optimized membership functions for the output. (The input membership functions are not shown because they did not change as much during the optimization process.) The optimized membership functions work well as seen from Figure 2, but they are clearly not sum normal, which may be undesirable. In fact, the H_∞ optimized membership functions do not even cover the entire range of crisp values. This is nonintuitive, but there is nothing problematic about this from a mathematical point of view. This just means that the crisp output of the fuzzy system will never be equal to the uncovered values.

Figure 4 shows a comparison of the default fuzzy cruise controller with the cruise controller that was optimized *with* sum normal constraints (for the same test case as described above). As above, the reduction in settling time is noticeable for the optimized cruise control. However, a comparison with Figure 2 shows that (as expected) the constrained controller does not perform as well as the unconstrained controller. As seen from Figure 5, the optimized membership functions are indeed sum normal. Comparison of Figures 3 and 5 shows what a drastic difference sum normal constraints can make in the resultant membership functions.

Table 2 compares the cruise controller's normalized training

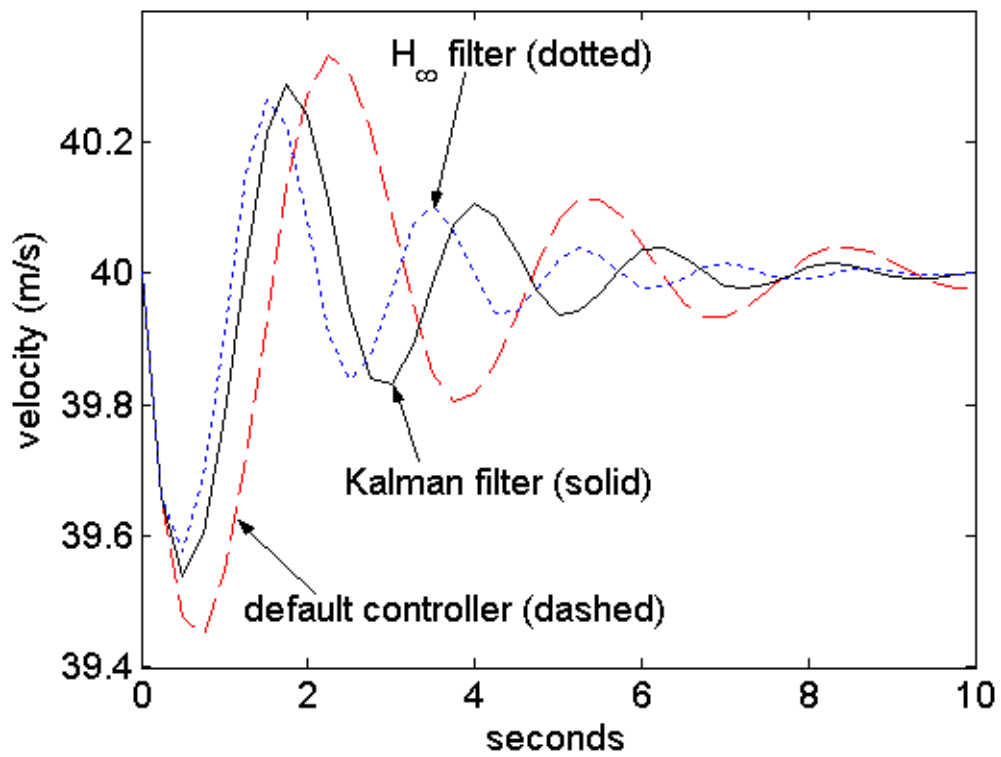


Figure 4: Test data before and after constrained optimization.

error as defined by (9) for various membership functions. The table also shows the improvement that is obtained when the algorithm is run without the pseudo-steady-state approximation.

Table 2: Test Case Error Comparison. The initial fuzzy controller in all cases had a normalized training error of 1000.

Optimization Method	Normalized Training Error	
	Steady State	Non-Steady-State
Default	1000	1000
Unconstrained Kalman Filtering	689	42
Constrained Kalman Filtering	399	399
Unconstrained H_∞ Filtering	435	27
Constrained H_∞ Filtering	344	254

It is seen from Table 2 that the removal of the pseudo-steady-state approximation generally results in a decrease of the error function value – sometimes by only a small amount, but other times by a large amount. In addition, unconstrained optimization generally results in better performance than constrained optimization. We can also see that H_∞ filtering results in better performance than Kalman filtering. However, this should not be taken as an inviolable law. The performance of H_∞ filtering and Kalman filtering both depend strongly on the initial conditions of the membership functions and the tuning parameters of the optimization algorithm. For H_∞ filtering we need to choose appropriate values of γ and B in (14) and (27).

For Kalman filtering we need to choose appropriate values of the matrices P_0 , Q , and R , as discussed in [23]. In general we can get better performance from H_∞ filtering because the H_∞ filter is inherently more robust to linearization errors than the Kalman filter. The Matlab code that was used to generate these results can be downloaded from the internet at <http://academic.csuohio.edu/simond/fuzzyopt/>. These results can then be reproduced by running those Matlab m-files.

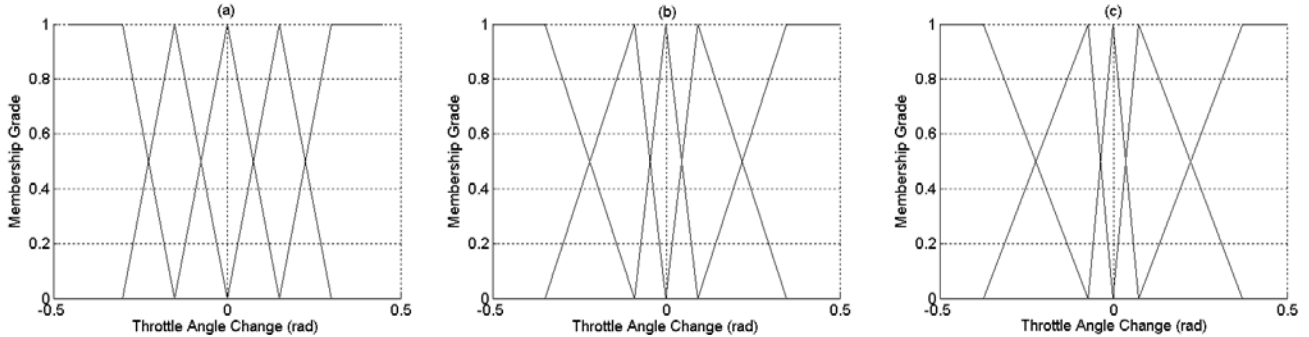


Figure 5: Output membership functions: (a) Default; (b) Optimized via constrained Kalman filtering; (c) Optimized via constrained H_∞ filtering.

4 Conclusion

We have shown that the membership functions of a fuzzy controller can be optimized via H_∞ filtering. In general, this optimization method results in membership functions that are not sum normal; that is, the membership function values do not add up to one at each point in the domain. We therefore extended the

H_∞ filtering algorithm to ensure that the resulting membership functions are sum normal. This results in a fuzzy controller with worse performance than the unconstrained membership functions (in general), but sum normality may be desirable for several reasons (as discussed in Section 1).

The optimization methods presented in this paper were demonstrated on a simulated fuzzy automotive cruise controller. As expected, unconstrained optimization resulted in better performance than constrained optimization. But unconstrained optimization also resulted in non-normal membership functions while constrained optimization resulted in sum normal membership functions. In general, H_∞ filtering for fuzzy membership function optimization resulted in better performance than Kalman filtering. This is to be expected because the H_∞ filter is more robust to model errors and linearization errors than Kalman filtering.

H_∞ filtering and Kalman filtering are both sensitive to the values of their tunable parameters and to initial conditions. They should be viewed as “fine-tuning” methods rather than as global optimization methods. Initial optimization could be conducted with a more global method, such as one of the derivative-free methods discussed in Section 1. After the global optimization method finds the general neighborhood of the optimal member-

ship function parameters, H_∞ filtering or Kalman filtering could be used to fine-tune the results.

Further work in this area could focus on the convergence properties of the H_∞ filter and the Kalman filter in this application (for example, following the lines of [17]), the effect of the tunable parameters of the filters, the optimization of fuzzy systems with non-triangular membership functions, or the extension of this work to other derivative-based schemes (e.g., unscented filtering [30]) for the optimization of fuzzy membership functions.

References

- [1] B. Anderson and J. Moore, Optimal Filtering, Prentice Hall, 1979.
- [2] W. Barada and H. Singh, Generating Optimal Adaptive Fuzzy-Neural Models of Dynamical Systems with Applications to Control, IEEE Transactions on Systems, Man, and Cybernetics – Part C 28 (1998) 371-391.
- [3] J. Deskur, R. Muszynski, and D. Sarnowski, Tuning and Investigation of Combined Fuzzy Controller, International Conference on Power Electronics and Variable Speed Drives, London (1998) 353-357.
- [4] B. Demaya, R. Palm, S. Boverie, and A. Titli, Multilevel Qualitative and Numerical Optimization of Fuzzy Controller, IEEE International Conference on Fuzzy Systems, Yokohama, Japan (1995) 1149-1154.
- [5] W. Eradus, H. Scholten, and A. Udink ten Cate, "Optimized Fuzzy Inference System for Oestrus Detection in Dairy Cattle, International Symposium on Neuro-Fuzzy Systems, Lausanne, Switzerland (1996).

- [6] M. Figueiredo and F. Gomide, Design of Fuzzy Systems Using Neurofuzzy Networks, *IEEE Transactions on Neural Networks* 10 (1999) 815-827.
- [7] A. Gelb, *Applied Optimal Estimation*, MIT Press, 1974.
- [8] J. Goddard, R. Parrazales, I. Lopez, and A. de Luca, Rule Learning in Fuzzy Systems Using Evolutionary Programs, *IEEE Midwest Symposium on Circuits and Systems*, Ames, Iowa (1996) 703-709.
- [9] F. Guély and P. Siarry, Gradient Descent Method for Optimizing Various Fuzzy Rule Bases, *IEEE International Conference on Fuzzy Systems*, San Francisco (1993) 1241-1246.
- [10] B. Hassibi, A. Sayed, and T. Kailath, *Indefinite-Quadratic Estimation and Control*, SIAM, 1999.
- [11] M. Jacomet, A. Stahel, and R. Walti, On-Line Optimization of Fuzzy Systems, *Information Sciences* 98 (1997) 301-313.
- [12] B. Kosko, *Neural Networks and Fuzzy Systems*, Prentice Hall, 1992.
- [13] G. Leu and R. Baratti, An extended Kalman filtering approach with a criterion to set its tuning parameters; appli-

- cation to a catalytic reactor, *Computers and Chemical Engineering* 23 (2000) 1839-1849.
- [14] L. Magdalena and F. Monasterio-Huelin, Fuzzy Logic Controller with Learning through the Evolution of its Knowledge Base, *International Journal of Approximate Reasoning* 16 (1997) 335-358.
- [15] E. Nakamura and N. Kehtarnavez, Optimization of Fuzzy Membership Function Parameters, *IEEE International Conference on Systems, Man and Cybernetics, Vancouver, Canada* (1995) 1-6.
- [16] G. Puskorius and L. Feldkamp, Neurocontrol of Nonlinear Dynamical Systems with Kalman Filter Trained Recurrent Networks, *IEEE Transactions on Neural Networks* 5 (1994) 279-297.
- [17] K. Reif, S. Gunther, E. Yaz, and R. Unbehauen, Stochastic stability of the discrete-time extended Kalman filter, *IEEE Transactions on Automatic Control* 44 (1999) 714-728.
- [18] Shen, W. and L. Deng, Game theory approach to discrete H_∞ filter design, *IEEE Transactions on Signal Processing*, pp. 1092-1095, April 1997.

- [19] D. Simon and H. El-Sherief, Fuzzy Logic for Digital Phase-Locked Loop Filter Design, *IEEE Transactions on Fuzzy Systems* 3 (1995) 211-218.
- [20] D. Simon and H. El-Sherief, Hybrid Kalman/Minimax Filtering in Phase-Locked Loops, *Control Engineering Practice*, vol. 4, no. 5, 615-623, 1996.
- [21] D. Simon, Design and Rule Base Reduction of a Fuzzy Filter for the Estimation of Motor Currents, *International Journal of Approximate Reasoning*, vol. 25, pp. 145-167, October 2000.
- [22] D. Simon, Training Fuzzy Systems with the Extended Kalman Filter, *Fuzzy Sets and Systems*, vol. 132, pp. 189-199, December 2002.
- [23] D. Simon, Sum Normal Optimization of Fuzzy Membership Functions, *International Journal of Uncertainty, Fuzziness, and Knowledge-Based Systems*, vol. 10, pp. 363-384, August 2002.
- [24] D. Simon, A game theory approach to constrained minimax state estimation, submitted for publication, 2004.

- [25] S. Smith and D. Comer, Automated Calibration of a Fuzzy Logic Controller Using a Cell State Space Algorithm, *IEEE Control Systems Magazine* 11 (1991) 18-28.
- [26] M. Sugeno and K. Tanaka, Successive Identification of a Fuzzy Model and Its Applications to Prediction of a Complex System, *Fuzzy Sets and Systems* 42 (1991) 315-334.
- [27] H. Surmann, Genetic Optimization of a Fuzzy System for Charging Batteries, *IEEE Transactions on Industrial Electronics* 43 (1996) 541-548.
- [28] T. Terano, K. Asai, and M. Sugeno, *Fuzzy Systems Theory and Its Applications*, Academic Press, 1992.
- [29] C. Tao and J. Taur, Design of Fuzzy Controllers with Adaptive Rule Insertion, *IEEE Transactions on Systems, Man, and Cybernetics – Part B: Cybernetics* 29 (1999) 389-397.
- [30] E. Wan and R. van der Merwe, The unscented Kalman filter, in *Kalman Filtering and Neural Networks* (S. Haykin, ed.) John Wiley & Sons (2001) 221-280.
- [31] L. Wang and J. Mendel, Back-propagation of Fuzzy Systems as Nonlinear Dynamic System Identifiers, *IEEE Inter-*

- national Conference on Fuzzy Systems, San Diego, California (1992) 1409-1418.
- [32] L. Wang, Adaptive Fuzzy Systems and Control: Design and Stability Analysis, Prentice-Hall, 1994.
- [33] R. Wu and S. Chen, A New Method for Constructing Membership Functions and Fuzzy Rules from Training Examples, IEEE Transactions on Systems, Man, and Cybernetics – Part B 29 (1999) 25-40.
- [34] I. Yaesh and Shaked, Game theory approach to state estimation of linear discrete-time processes and its relation to H_∞ -optimal estimation, International Journal of Control 55 (1992) 1443-1452.
- [35] Y. Yam, P. Baranyi, and C. Yang, Reduction of Fuzzy Rule Base Via Singular Value Decomposition, IEEE Transactions on Fuzzy Systems 7 (1999) 120-132.
- [36] J. Yen and R. Langari, Fuzzy Logic: Intelligence, Control, and Information, Prentice Hall, 1999.