



## Selective advance reservations based on host movement detection and resource-aware handoff

Kyounghee Lee<sup>1,\*†</sup>, Myungchul Kim<sup>1,‡</sup>, Chansu Yu<sup>2,§</sup>, Ben Lee<sup>3,¶</sup>  
and Seungphil Hong<sup>4,||</sup>

<sup>1</sup>*School of Engineering, Information and Communications University, Daejon, Korea*

<sup>2</sup>*Department of Electrical and Computer Engineering, Cleveland State University, Cleveland, OH, U.S.A.*

<sup>3</sup>*School of Electrical Engineering and Computer Science, Oregon State University, Corvallis, OR, U.S.A.*

<sup>4</sup>*SNS Team, Infra Solution Division, LG CNS, Seoul, Korea*

### SUMMARY

This paper proposes a new mechanism, which addresses the excessive advance reservation requirements of QoS guarantee methods for mobile Internet. To save resources for excessive advance reservations, the proposed mechanism employs a movement-detection scheme for a mobile host (MH) using link-layer functionalities. With the movement-detection scheme, advance reservations can be established only where a MH is likely to visit soon. Another novel feature of our mechanism is resource-aware handoff direction scheme that allows a MH to choose its next BS according to not only the link-layer signal strength, but also the available amount of resources in the reachable base stations (BSs). It considerably decreases a probability that QoS is disrupted due to the failure in advance reservation request. Also, the proposed mechanism requires fewer functional and structural changes to the current Internet components and protocols since all the enhanced features are integrated only into leaf BSs and MHs. It does not suffer from the problems of the conventional approaches based on Mobile IP and RSVP Tunnel, such as non-optimal routing path and signalling overhead. Our experiment results show that the proposed mechanism successfully eliminates the overhead for useless advance reservations while guaranteeing seamless QoS for MHs. The performance comparison demonstrates that our mechanism slightly outperforms the conventional approaches while requiring fewer modifications and additions to the existing Internet architecture. This performance advantage of the proposed mechanism becomes noticeable when the network is congested and the mobility of a host is high. Copyright © 2005 John Wiley & Sons, Ltd.

KEY WORDS: QoS; mobile Internet; advance reservations; movement detection; handoff direction

\*Correspondence to: Kyounghee Lee, School of Engineering, Information and Communications University, Daejon, Korea.

† E-mail: leekhe@icu.ac.kr

‡ E-mail: mckim@icu.ac.kr

§ E-mail: c.yu91@csuohio.edu

¶ E-mail: ben@ece.orst.edu

|| E-mail: philhong@lgcns.com

Contract/grant sponsor: GRID Middleware Center in OITRC

## 1. INTRODUCTION

As mobile devices have more computing power and wireless links provide higher bandwidth, multimedia-streaming services are becoming one of the most attractive and challenging applications in the mobile Internet. However, there remain some limitations in the current mobile Internet that make such services difficult to deploy, including service disruption due to handover latency and traffic path redirection overhead as well as poor communication characteristics in wireless networks. Therefore, one of the ultimate challenges for mobile multimedia-streaming service is to provide continuous QoS guarantees while a mobile host (MH) moves across multiple wireless cells.

Several useful mechanisms including resource reservation protocol (RSVP) [1] and differentiated service (DiffServ) [2] have been proposed for QoS provisioning in wired Internet. RSVP is a signalling protocol that facilitates QoS guarantees by allowing a destination node to reserve resources along a fixed path to a source node. Even though it guarantees the desired QoS in the wired Internet, there are two major reasons that make RSVP inapplicable to Mobile IP [3] networks: First, the IP-in-IP encapsulation scheme of Mobile IP makes RSVP signal messages invisible to the intermediate routers in IP tunnels. Second, the previously reserved resources no longer become valid after a host moves to a new cell, which results in additional overhead and latency to establish a new resource reservation path.

There have been a number of approaches [4–10] to address the aforementioned problems. Mobile RSVP (MRSVP) [5,6] introduced an advance resource reservation, called *passive reservation*, to adapt RSVP to the mobile Internet. A drawback of the approach is that the excessive passive reservations waste network resources. Thus, more recent approaches [7–10] focus mainly on reducing the overhead and delay caused by the advance resource reservation scheme. However, in most conventional approaches, all neighbouring cells of a MH should have their own advance reservations even though the MH will only visit one of them. Only Hierarchical MRSVP (HMRSVP) [10] addresses this issue, but it requires considerable modifications to the existing Internet protocols and components to support RSVP Tunnel [4] and Mobile IP regional registration [11]. Another drawback of HMRSVP is to require additional signalling overhead to maintain multiple RSVP tunnels for a single reservation session.

This paper proposes a new mechanism, called *selective advance reservations and resource-aware handoff direction (SARAH)*, to guarantee seamless QoS for mobile Internet with RSVP. To support host mobility, SARAH dynamically extends and reduces a reservation path for a MH by using an advance reservation, called a *pseudo-reservation* in this mechanism. The proposed mechanism provides a number of architectural advantages over the existing approaches. First, SARAH employs a link-layer movement-detection scheme to predict a MH's next BS. This saves network resources and improves QoS guarantees by avoiding multiple useless advance reservations. Second, SARAH has a novel feature to utilize network resources more efficiently, called a resource-aware handoff direction scheme. With this scheme, a MH can choose its next BS based on not only the signal strength of link-layer control frames, but also the available resources at the adjacent BSs. This scheme is very effective in improving QoS guarantees attained by SARAH, particularly in congested networks. Third, SARAH guarantees that the establishment of pseudo-reservations always finishes before the completion of the Mobile IP handoff. This assures that SARAH imposes no additional service disruption on the Mobile IP handoff latency. Finally, SARAH requires fewer functional and structural changes to

1 the current Internet environment, and more importantly, requires no changes to the existing  
2 RSVP and Mobile IP protocol. Only leaf BSs and MHs are equipped with the enhanced features  
3 to create pseudo-reservations and to perform the reservation path extension procedure. Since a  
4 pseudo-reservation is established only between two neighbouring leaf base stations (BSs),  
5 SARAH shortens the average length of an advance reservation path and enables all network  
6 components except leaf BSs to handle the pseudo-reservations with no functional and structural  
7 changes.

8 The performance of SARAH is analysed using a real system and compared with other existing  
9 approaches based on simulations. First, a testbed was built to show the operability of SARAH.  
10 The measured results from our implementation illustrate that SARAH adds no further delays to  
11 the original Mobile IP handoff latency and continuously guarantees a desirable QoS when a  
12 MH moves to a congested network. Second, the simulation results of the proposed mechanism  
13 are compared to two existing methods: MRSVP [5] and HMRSVP [10]. The comparison shows  
14 that SARAH outperforms MRSVP and provides similar QoS guarantees with HMRSVP in  
15 terms of the reservation session completion rate, which represents the probability that a MH can  
16 finish a reservation session without suffering from any QoS degradation. The performance  
17 advantage of SARAH compared to HMRSVP becomes noticeable as the offered load in the  
18 network becomes high and the average number of handoffs increases during a reservation  
19 session, i.e. as the network becomes congested and the host mobility increases. This illustrates  
20 that SARAH is an efficient way to guarantee QoS in the congested mobile access networks  
21 without support of intermediate routers.

22 The rest of the paper is organized as follows: Section 2 discusses related work on RSVP with  
23 mobility support. Section 3 presents an overview of the proposed SARAH mechanism. Section 4  
24 describes our movement-detection scheme, resource-aware handoff direction scheme, and how  
25 SARAH extends and reduces a reservation path to support host mobility. Sections 5 and 6  
26 illustrate our experimental testbed and the simulation model, and present the obtained results  
27 from the experiments. Finally, Section 7 concludes the paper.

## 28 2. RELATED WORK

29 A lot of effort has been devoted to adapt RSVP to Mobile IP networks. One of the earliest  
30 approaches is RSVP Tunnel [4] scheme. This scheme addressed the RSVP message invisibility  
31 problem within an IP tunnel but it did not consider the problem that a reservation path becomes  
32 invalid after a MH changes its location. Thus, with RSVP Tunnel, a MH cannot escape  
33 temporary QoS degradation after a handoff. Since RSVP Tunnel is based on Mobile IP, all the  
34 data destined to a MH should pass the MH's home agent (HA) [3]. This non-optimal routing  
35 path requires more time and network resources to establish a RSVP session for a MH. Another  
36 drawback of RSVP Tunnel is additional signalling overhead at a MH's mobile agents (MAs).

37 Some later works employed an advance reservation to prepare for a MH's possible  
38 movement. In MRSVP [5, 6], an advance reservation, called a *passive reservation*, was  
39 introduced by Talukdar *et al.* A passive reservation reserves resources in advance at a neighbour  
40 of the current cell, but no traffic is delivered on it until it is activated after the MH's handoff.  
41 With those passive reservations, the QoS degradation due to establishment of a new RSVP  
42 session after a handoff can be eliminated. In this scheme, a special host, called *proxy agent*,  
43 performs active/passive reservations on behalf of the MH. Since the passive reservations are  
44

1 established along a multicast tree consisting of a correspondent host (CH) and all the proxy  
2 agents in the neighbouring cells, the overhead and resource consumption for the excessive  
3 passive reservations can be several times higher than for active reservations. Another limitation  
4 of the scheme is that the passive reservation functions need to be added to all routers in the  
5 network. Mahadevan and Sivalingam [9] proposed a network architecture that requires fewer  
6 passive reservation-capable routers than MRSVP. In this approach, all the passive reservations  
7 are established between two neighbouring BSs. Thus, when a MH moves to a neighbouring cell,  
8 the corresponding passive reservation is activated and attached to the original RSVP path and  
9 then the traffic is delivered along the extended reservation path. Though the architecture saves  
10 backbone routers from the passive reservation overhead, it still requires a significant number of  
11 gateway routers to be equipped with passive reservation capabilities. This is because the  
12 approach establishes a passive reservation between the neighbouring BS and its gateway router  
13 to manage a handoff from a QoS domain (normally, a routing domain) to another. It is to  
14 prevent the infinite extension of a reservation path.

15 Subsequently, there have been several approaches to reduce the overhead required for  
16 advance reservations. Chen and Huang [8] described a method similar to MRSVP, which  
17 employs *predictive reservation* and *temporary reservation* schemes. Predictive reservations are  
18 advance reservations made for all the locations where a MH may visit. These locations form a  
19 group, which is composed of the leaves of a multicast tree, and the movement of a MH is  
20 modelled as a membership transition between the multicast groups. In this method, to make  
21 more efficient use of network resources, temporary reservations can use the inactive bandwidth  
22 that have already been reserved by the other predictive reservations. Tseng *et al.* proposed the  
23 Hierarchical MRSVP (HMRSVP) [10] to reduce the overhead due to excessive passive  
24 reservations in MRSVP. It saves resources by establishing passive reservations only when a MH  
25 moves between two different regions, possibly between two routing domains. To do this,  
26 however, considerable modifications are needed to the current Internet protocols and  
27 components for supporting RSVP Tunnel [4], Mobile IP regional registration [11], and passive  
28 reservation schemes. HMRSVP requires additional signalling overhead to maintain multiple  
29 RSVP tunnels for a single reservation session. Moreover, the QoS disruption time for an inter-  
30 region handoff can be longer than the Mobile IP handoff time since the establishment of passive  
31 reservations starts with the Mobile IP registration with the HA.

32 Another effort to escape the advance reservation overhead is to maintain a single contact  
33 address of a MH during a RSVP session. Paskalis *et al.* [7] introduced a scheme that a RSVP  
34 mobility proxy (RSVP-MP) in the access network dynamically updates its own binding between  
35 a MH's Local Care-of Address (LCoA) and Domain Care-of Address (DCoA) whenever there  
36 is any change in the MH's address. Since a RSVP-MP performs appropriate address translation  
37 of RSVP messages and data packets, a MH can always be represented by a single IP address (i.e.  
38 DCoA) while it is moving within an access network. However, a RSVP-MP may suffer from the  
39 excessive burden of address translation for all packets destined to MHs. This approach requires  
40 a special mechanism to maintain a single contact IP address inside a domain. It also requires  
41 another QoS technology, such as DiffServ, to support wider mobility between different access  
42 networks.

43 In summary, most existing approaches based on advance reservation do not address the  
44 problem that all neighbouring locations should have their own advance reservations but only  
45 one of them will be actually used by a MH. Even though HMRSVP [10] provides a possible  
46 solution to this problem, it requires considerable modifications to the current Internet

1 environment and incurs additional signalling overhead for managing multiple RSVP tunnels.  
2 Therefore, this paper proposes a new mechanism that efficiently reduces the number of advance  
3 reservations while guaranteeing seamless QoS for a MH and requiring minimal changes to the  
4 current Internet protocols and components. In the following sections, a detailed description of  
5 the proposed mechanism is presented.

### 7 9 3. SARAH OVERVIEW

10 In SARAH, an advance reservation, called *pseudo-reservation*, is used in place of the passive  
11 reservation in MRSVP [5, 6]. A pseudo-reservation session is established and released using  
12 RSVP *path*, *resv*, and *path teardown* messages [1] as the same way as a normal RSVP session.  
13 In most existing approaches including [5, 8, 10], advance reservations are established along  
14 routing paths between a MH's neighbouring cells and the CH. This requires that a crossover  
15 node (i.e. a CH or an intermediate router) of the MH's active reservation path and advance  
16 reservation path is equipped with additional functions to create and to handle the advance  
17 reservations in a special manner. The additional functions include newly defined RSVP  
18 signalling messages for advance reservations, traffic blocking for inactivated advance  
19 reservation paths, traffic redirection or forwarding over the advance reservation path after a  
20 handoff. However, in SARAH, only two geographically neighbouring BSs can make,  
21 maintain and release a pseudo-reservation between them. Thus, any network components  
22 except leaf BSs do not need to know whether a RSVP session is a pseudo- or an active  
23 reservation. Since a pseudo-reservation is established and handled as the same way as a normal  
24 RSVP session, SARAH does not require any modifications on the existing RSVP protocol. To  
25 prevent the waste of resources, each BS of a pseudo-reservation session does not deliver any  
26 traffic over the session until it is activated. The inactive resources allocated to a pseudo-  
27 reservation can be temporarily used by the other best-effort traffic. The reservation path  
28 extension after a handoff is also achieved by two end BSs' traffic forwarding over the pseudo-  
29 reservation session without requiring any additional features such as RSVP Tunneling [4]. This  
30 enables SARAH to integrate all the enhanced features for pseudo-reservation and path  
31 extension into the leaf BSs.

32 Figure 1 shows the overall SARAH procedure that consists of three steps: (a) PRP  
33 establishment before a handoff, (b) *extension of reservation path* (ERP) process after a handoff,  
34 and (c) *optimization for extended reservation path* (ORP) process. In Step (a), with the  
35 movement-detection scheme, which will be described in the following section, a BS pre-  
36 establishes *pseudo-reservation paths* (PRPs) only with one or a few predicted neighbouring BSs  
37 that a MH is likely to visit in a moment. This detection can be achieved using link-layer control  
38 frames when a MH enters into the overlapped area between two adjacent cells. Figure 1(a)  
39 illustrates the first step that an inter-routing-domain PRP is established between BS\_B and  
40 BS\_C. When a MH moves to one of the predicted cells and finishes the Mobile IP handoff  
41 procedure to the new BS, a reservation path for the MH is immediately extended by the ERP  
42 process. As shown in Figure 1(b), Step (b) involves activating a corresponding PRP (i.e. a PRP  
43 between the current cell and the previous cell) and attaching it to the original RSVP session. The  
44 previous BS (BS\_B) then forwards traffic between these two reservation sessions. In the final  
45 step, SARAH dynamically terminates useless PRPs after a handoff and optimizes the extended  
reservation path to avoid the overhead due to data delivery through a non-optimal routing path.

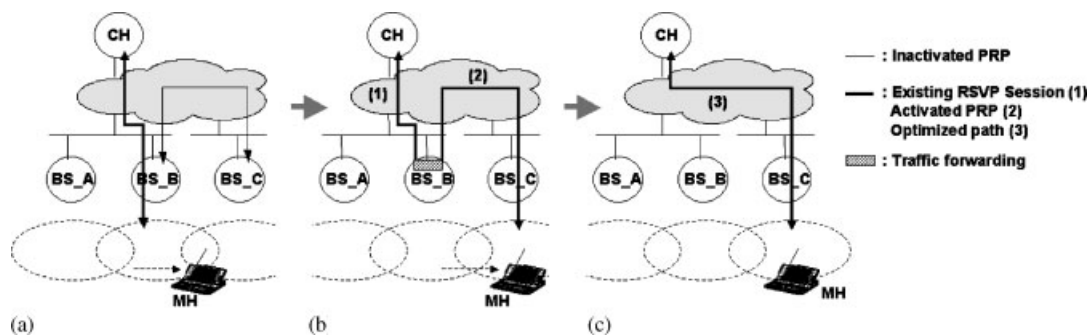


Figure 1. Overall SARAH process (a) Pseudo reservation; (b) ERP process after a Landoff; and (c) ORP process.

As shown in Figure 1(c), the ORP process is achieved by adjusting the extended reservation path to a general routing path between the CH and MH.

#### 4. RESERVATION PATH EXTENSION AND OPTIMIZATION

In this section, we give a detailed description of the proposed SARAH mechanism. The description includes the host movement-detection scheme, the resource-aware handoff direction scheme, and how SARAH extends and optimizes a reservation path to support host mobility.

##### 4.1. Host movement detection

Some approaches [12, 13] have been proposed to reduce the Mobile IP handoff latency by tightly coupling the layer-3 handoff process with the layer-2 (link layer or L2) functionality. A main idea of SARAH movement-detection scheme is similar with those approaches in using L2 functionality to predict a MH's next location. Mobile IP was originally designed without any assumptions of the underlying link-layer to provide the widest applicability. However, in SARAH, it is assumed that a MH can simultaneously detect L2 *beacon* frames from multiple wireless attach points (APs). In this paper, such underlying network was built with the IEEE 802.11 Wireless LANs [14]. Another assumption to enable SARAH movement-detection scheme is that there should exist an overlapped area between two neighbouring wireless cells. Since Mobile IP registration with a new foreign agent (FA) begins after the completion of L2 roaming procedure, detecting L2 beacons is an effective way to recognize a MH's movement without incurring a Mobile IP handoff delay. With this movement-detection scheme, SARAH can predict the next BS of a MH that enters into the overlapped area of the two adjacent wireless cells. This enables SARAH to reduce the number of required PRPs significantly.

In Figure 2, as a MH moves from BS1 to BS2, the signal-to-noise ratio (SNR) of BS1 falls below the *cell search threshold* (CST) value where the MH finds another reachable APs with active scanning [15]. Then the MH can receive L2 beacon frames from not only BS1, but also BS2. This becomes a trigger that SARAH starts the establishment of a PRP between BS1 and the predicted next BS (i.e. BS2 in the figure). When the MH reaches the *cell switchover point*

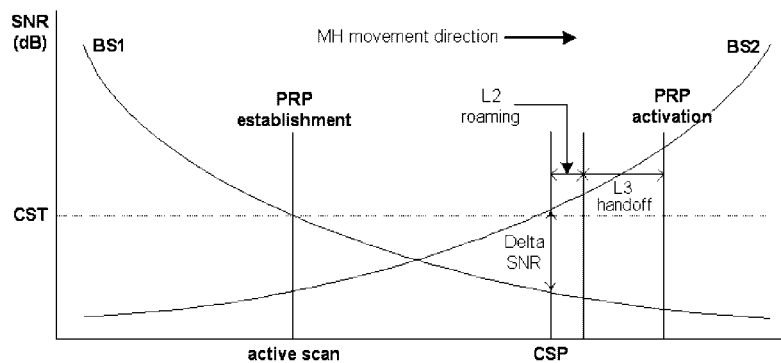


Figure 2. Movement detection for a MH.

(CSP) that the difference between SNR values of BS1 and BS2 exceeds  $\Delta SNR$ , the L2 roaming procedure is initiated.

To inform the current BS that a MH has come into the overlapped area where L2 beacon frames from multiple BSs can be detected, a notifying message is sent from the MH to the current BS. This message contains the new BS's MAC address obtained from the beacon frames. In SARAH, each BS has a *neighbour-mapping table* that binds IP and MAC addresses of all the neighbouring BSs. Thus, the current BS can start the establishment of a PRP with the predicted BS using an IP address in the neighbour-mapping table.

Whenever a MH predicts a new wireless cell that it may visit, SARAH establishes a PRP to/from the corresponding BS in the detected cell. However, a movement prediction is performed only when a MH enters into the overlapped region between two or more neighbouring BSs (i.e. the current BS and the predicted BSs). This further reduces the overhead for an advance reservation. As shown in Figure 2, an interval while a PRP is inactivated is from its establishment to the completion of a Mobile IP (L3) handoff. This illustrates that our movement-detection scheme does not only reduce the number of establishments of advance reservations, but also significantly shortens a time that resources are wasted by an inactivated advance reservation compared to the existing approaches [5, 8, 9].

#### 4.2. Reservation path extension using PRP

Figure 3 shows the PRP establishment process when a MH is about to leave the current BS (BS\_B). To show that SARAH supports the movements between two different routing domains, an example is used where an inter-routing-domain PRP is established. For simplicity, Figure 3 illustrates that the movement-detection scheme predicts only one reachable BS (BS\_C). If there are multiple predicted BSs, the example in the figure may need to include some additional steps for resource-aware handoff direction. A detailed description of the resource-aware handoff direction scheme will be given in Section 4.3.

As shown in Figure 3(a), when the MH enters the overlapped region between cells BS\_B and BS\_C, it is able to receive beacons delivered from BS\_C. Then, the MH sends a PRP\_init message to its current BS (BS\_B) to notify the MAC address of BS\_C. BS\_B searches its neighbour-mapping table to obtain the BS\_C's IP address, and sends a PRP\_inform message to

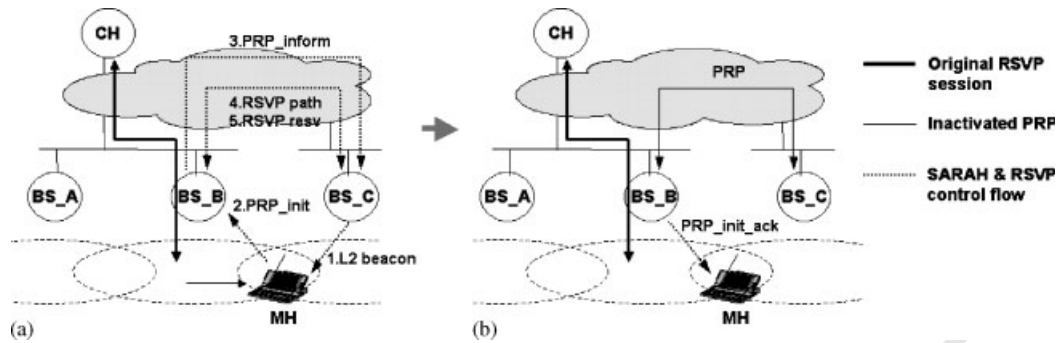


Figure 3. Selective establishment of PRPs.

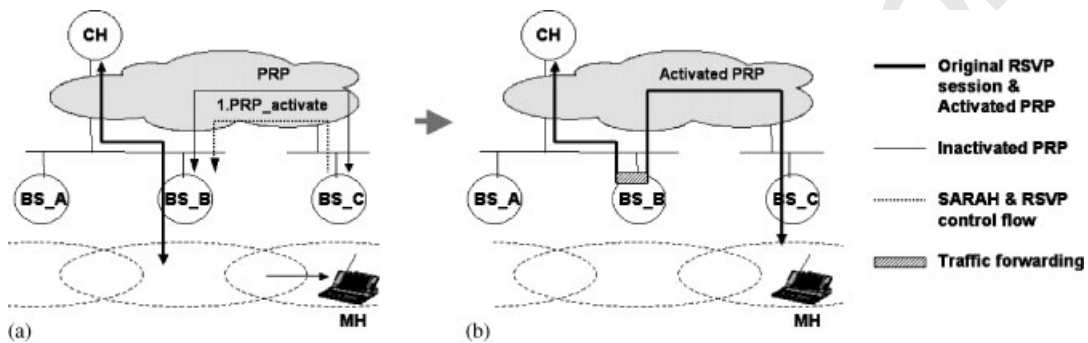


Figure 4. Reservation path extension.

BS\_C. This message informs the possibility of the MH's future entrance into the BS\_C's cell. A PRP\_inform message can contain *Tspec*, which defines the traffic characteristics of the data flow delivered over the original RSVP session. These traffic characteristics are used in the RSVP signalling messages, such as RSVP 'path' and 'resv' messages, which are exchanged to reserve resources for a PRP between BS\_B and BS\_C (Figure 3(a)). Finally, a PRP is established as shown in Figure 3(b) and then BS\_B notifies the MH of the successful establishment of a PRP by sending a PRP\_init\_ack message.

After a MH completes the Mobile IP handoff procedure to a new BS, the ERP process immediately starts to extend a reservation path to the new location of the MH. Figure 4 shows the ERP process in SARAH. In the proposed architecture, a BS also acts as a MA of Mobile IP. Thus, when a MH visits a new BS, it starts a Mobile IP registration process with its HA via the new BS [3]. By relaying a Mobile IP registration request packet from the MH to the HA, the new current BS (BS\_C) knows that a PRP should be activated between the previous BS (BS\_B) and itself. Therefore, as shown in Figure 4(a), BS\_C notifies BS\_B of the need of PRP activation by sending a PRP\_activate message. Then, PRP activation is performed either by the current BS or the previous BS, depending on which one currently acts as the sender of the PRP. Finally, the reservation path is extended by attaching the activated PRP to the original RSVP session. To guarantee seamless QoS to the MH, BS\_B forwards the traffic between the activated PRP and the original RSVP session as shown in Figure 4(b).

4.3. Resource-aware handoff direction

SARAH has a novel feature to improve QoS guarantee, the resource-aware handoff direction scheme, which allows a MH to choose its next BS according to not only the signal strength of L2 control frames, but also the available resources in the reachable BSs. In the proposed architecture based on IEEE 802.11 Wireless LAN [14], a MH can determine the candidates for its next BS (i.e. reachable BSs) using L2 beacon frames recently delivered from BSs. Otherwise, to determine which BSs are currently reachable, a MH may broadcast a probe request frame to trigger probe response frames from BSs. When multiple BSs are reachable, a MH associates itself with the BS that delivers the strongest beacon or probe response frames [15]. However, the resource-aware handoff direction scheme allows a MH to choose one of the several candidate BSs according to the amount of available resources. This increases the probability that a MH completes its reservation session without any QoS degradation due to lack of network resources.

Figure 5 shows the steps of PRP establishment when the resource-aware handoff direction scheme is applied. In Figure 5(a), the MH is currently being served by BS\_C and it is about to leave the current cell. With the movement-detection scheme in Section 4.1, the MH knows that BS\_A and BS\_B are the candidates for its next BS since both Beacon\_A and Beacon\_B are being delivered simultaneously. Assuming that Beacon\_A is stronger than Beacon\_B, the MH initiates the PRP establishment process by sending a PRP\_init message containing the MAC address of BS\_A when a normal L2 roaming policy is applied. However, when the resource-aware handoff direction scheme is applied, the PRP\_init message contains a list of MAC addresses of all the reachable BSs (i.e. BS\_A and BS\_B) in order of their signal strength. Then, based on this order, BS\_C first tries to establish a PRP between BS\_A and itself.

Step (2) in Figure 5(b) illustrates the PRP establishment process described in Section 4.2. If a PRP is successfully established by Step (2), BS\_C determines it does not need to establish additional PRPs for the MH. Thus, Step (3) is skipped and BS\_C immediately sends a PRP\_init\_ack message to the MH to notify the completion of PRP establishment (see Step (4)). However, if the PRP request in Step (2) is rejected due to lack of resources at BS\_A or the intermediate routers, BS\_C tries to find another reachable BS (i.e. BS\_B) according to the MAC address order indicated in the PRP\_init message. Thus, Step (3) is performed to establish a PRP

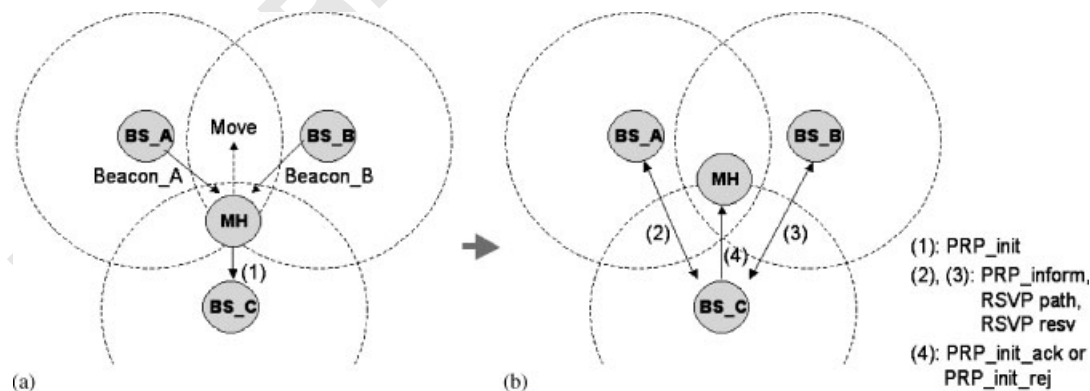


Figure 5. Resource-aware handoff direction scheme.

1 between BS\_B and BS\_C. If Step (3) is successful, BS\_C sends a PRP\_init\_ack message to the  
 2 MH as shown in Step (4). A PRP\_init\_ack message is sent only once when a PRP is successfully  
 3 established for the first time. The message contains MAC and IP addresses of the BS that the  
 4 previous PRP request has been accepted. This directs the MH to choose its next BS according to  
 5 whether or not a reachable BS can provide the desirable resources. If all the PRP requests are  
 6 rejected, BS\_C sends a PRP\_init\_rej message to the MH to notify the failure in establishing a  
 7 PRP. Then, the MH performs a general L2 roaming procedure depending on the signal strength  
 8 of control frames.

11 *4.4. Optimization for extended reservation path*

12 As a MH continuously moves across the wireless cells, consecutive ERP processes can extend a  
 13 reservation path too long. Therefore, when necessary, SARAH performs the ORP process to  
 14 reduce the over-head and waste of resources due to an extended reservation path. The ORP  
 15 process adjusts the extended reservation path to the optimized one, which is a RSVP session  
 16 established along the shortest routing path between a sender and a receiver. To determine when  
 17 an optimization process needs to be performed is an important issue related to both resource  
 18 utilization and signalling overhead. In the aspect of resource efficiency, we can define some cases  
 19 that the extended reservation paths should be optimized, such as a reservation path including an  
 20 inter-routing-domain PRP or a loop. Frequent ORP processes save network resources but may  
 21 increase the signalling and processing overhead on BSs.

22 The ORP process can be performed by using either multicast IP address or unicast IP address.  
 23 The ORP process using unicast IP address establishes a new RSVP session between the current  
 24 BS and the CH and then replaces the extended reservation path with this new RSVP session.  
 25 For better network resource utilization, a more efficient way of the ORP process is to use  
 26 multicast IP address. As illustrated in Figure 6, it reduces resource consumption in the  
 27 optimization process by joining the existing multicast RSVP session instead of making a new  
 28 RSVP session.

29 In Figure 6, it is assumed that a RSVP session with multicast address had been established  
 30 between the CH and BS\_A, and an ERP process has been performed as described before.  
 31 To initiate an ORP process, BS\_A first sends a PRP\_opt message to BS\_B as shown in

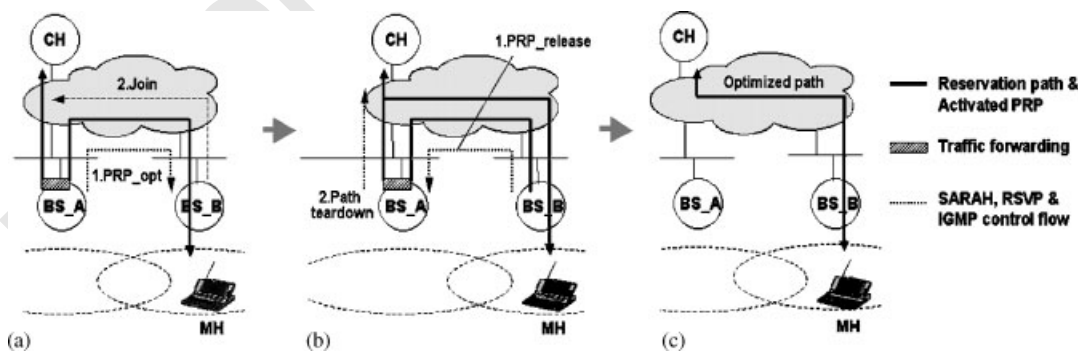


Figure 6. Optimization of reservation path (using multicast IP address).

1 Figure 6(a). This message contains a multicast group address used by the original RSVP session  
 2 between CH and BS\_A. With the multicast address, BS\_B can join the existing multicast RSVP  
 3 session to acquire a direct reservation path along the shortest path between the CH and itself.  
 4 Consequently, BS\_B is now able to use the new RSVP path to deliver traffic for the MH as  
 5 shown in Figure 6(b). Then, the needless PRP between BS\_A and BS\_B is terminated using a  
 6 PRP\_release message. After receiving the PRP\_release message, BS\_A leaves the multicast  
 7 group by sending a RSVP *path teardown* message. Finally, only the optimized path remains  
 8 between BS\_B and the CH as shown in Figure 6(c).

9 In the joining process of Figure 6(a), there are some differences depending on whether a MH  
 10 is a sender or a receiver in the existing RSVP session. When the MH is a sender, BS\_B can join  
 11 in the existing RSVP session by sending a RSVP *path* message destined to a multicast address of  
 12 the RSVP session. Subsequently, a receiver of the RSVP *path* message (i.e. CH) replies with a  
 13 RSVP *resv* message allowing BS\_B to join the existing RSVP session as a sender. However,  
 14 when the MH is a receiver, BS\_B first joins the IP multicast group using the Internet Group  
 15 Management Protocol (IGMP) report message [16]. Then, it waits for a RSVP *path* message,  
 16 which the sender (CH) periodically transmits through the IP multicast session to identify a new  
 17 destination in the flow [1]. While waiting for a RSVP *path* message, BS\_B should deliver traffic  
 18 from the activated PRP to the MH to support seamless QoS guarantee. When BS\_B receives a  
 19 RSVP *path* message, it replies with a RSVP *resv* message to join the existing multicast RSVP  
 20 session.

21 The ORP process using multicast address decreases the probability that an optimization  
 22 request is rejected by intermediate routers. However, the ORP process using unicast address is  
 23 required to support cases that the underlying networks do not support IP multicasting or a  
 24 newly entering MH has already participated in a unicast RSVP session.

## 27 5. IMPLEMENTATION

28 In order to evaluate the performance of the proposed SARAH mechanism, an experimental  
 29 testbed was implemented to show its practicality and to obtain actual measurements. The  
 30 architecture of the experimental testbed is shown in Figure 7. Each BS is equipped with SARAH  
 31 module, Mobile IP foreign agent (FA) module, RSVP signalling module, and routing/traffic-  
 32 scheduling module. The SARAH module handles all the control messages for ERP/ORP  
 33 processes. It also directs the RSVP signalling module to perform the required RSVP activities on  
 34 behalf of a MH. The routing/traffic-scheduling module delivers traffic between the wired and  
 35 wireless networks, and is responsible for handling incoming/outgoing packets according to the  
 36 pre-specified scheduling policy.

37 For wireless communications, each BS and MH is equipped a WaveLAN card that provide a  
 38 band-width of 11 Mbps [17]. A gateway router runs the *alternate queueing* (ALTQ) [18] package  
 39 for traffic scheduling. To support host mobility, the *dynamics* Mobile IP software [19] was  
 40 deployed. The RSVP package from University of Southern California [20] was modified to  
 41 perform RSVP signalling required by the SARAH process.

42 Using the testbed, we evaluated the performance of SARAH in terms of PRP establishing  
 43 time, service disruption time after a handoff, and data transmission rate. Figure 8 shows the  
 44 general procedure to support a MH's handoff and each step's latency based on our testbed  
 45 configuration. When a MH starts active scanning [15] and then receives L2 beacon frames not

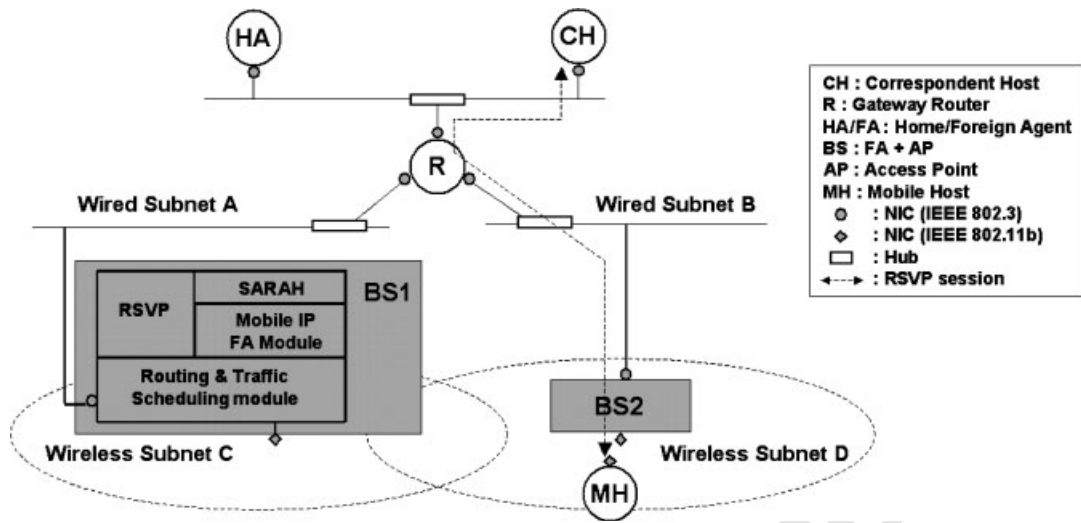


Figure 7. The experimental testbed architecture.

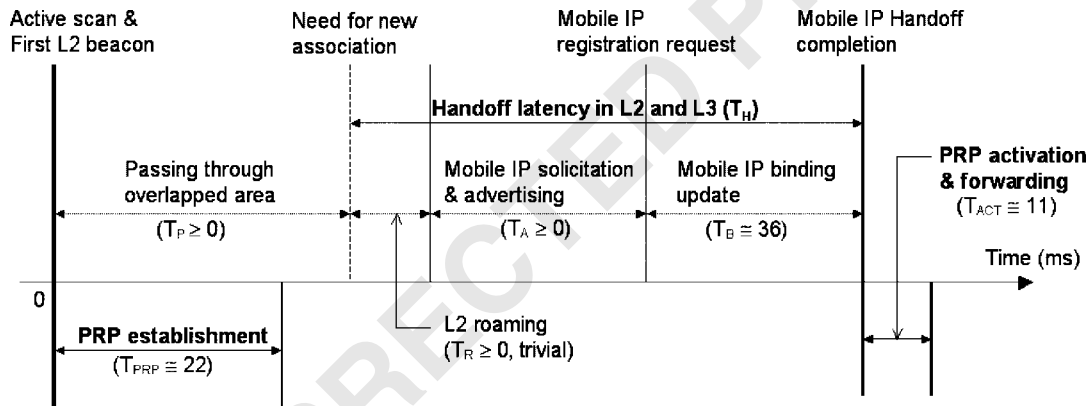


Figure 8. Analysis of handoff latency in Mobile IP and SARA.

sent by the current BS, the MH knows that it has entered the overlapped area of two wireless cells. Thereafter, the MH can determine when it should associate itself with a new BS by comparing the strength of their beacon frames. The interval ( $T_p$ ) after receiving a beacon frame from a new BS for the first time and before starting an association with the BS depends on the configuration of wireless networks. That is,  $T_p$  varies with the size of overlapped area and the moving speed of the MH. With most implementations of IEEE 802.11 Wireless LANs, the average latency for L2 roaming ( $T_R$ ) is estimated to be a few milliseconds or less. This latency is generally required for exchanging ‘association request’ and ‘response’ frames [14] between the MH and AP (i.e. a BS in the proposed mechanism).

After the completion of L2 roaming process, a MH waits for an *agent advertisement* message from a new MA or broadcasts an *agent solicitation* message in order to perform the Mobile IP

1 (L3) handoff procedure [3]. This delay, which is denoted as  $T_A$ , is dependent on the pre-  
2 configuration of advertisement interval in each MA. If a MA generates an agent advertisement  
3 every 100 ms, the average of  $T_A$  can be estimated to be about 50 ms. Finally, after receiving an  
4 agent advertisement message, a MH starts the Mobile IP registration procedure by sending a  
5 *registration request* message to its HA. We measured the Mobile IP binding update time that  
6 represents the period from when a *registration request* message is sent to when the registration  
7 reply message is received from HA. The binding update time ( $T_B$ ) in our testbed is around 36 ms  
8 as shown in Figure 8.

9 On the other hand, the time to establish a PRP ( $T_{PRP}$ ) in our implementation is on the average  
10 about 22 ms when the two neighbouring BSs are 2 hops away from each other as illustrated in  
11 Figure 7. Note that the actual delay for the L2 roaming and Mobile IP handoff ( $T_H$ ) is greater  
12 than the MIP binding update time  $T_B$  (i.e. 36 ms) in Figure 8. Therefore, the PRP establishing  
13 procedure in our implementation is guaranteed to finish before the Mobile IP handoff  
14 completes. This means that the PRP establishment does not increase the service disruption of  
15 the original Mobile IP handoff latency. If there exist multiple reachable BSs in the testbed,  $T_{PRP}$   
16 may increase due to the resource-aware handoff direction scheme. However, the additional  
17 overhead is negligible when compared to  $T_P$  (see Figure 8). The PRP establishment procedure  
18 starts immediately after a MH receives an L2 'beacon' frame from a new BS. Since  $T_P$  is quite  
19 large in the real networks, the PRP establishment procedure usually completes before the start  
20 of L2 roaming. For example, if the width of the overlapped area is 60 m and a MH moves at a  
21 speed of 15 m/s,  $T_P$  can be estimated to be about 2 s or more.

22 The only noticeable service disruption time in the ERP process is the PRP activation time  
23  $T_{ACT}$ , which was measured to be around 11 ms (see Figure 8). Note that the total service  
24 disruption due to a handoff consists of the handoff latency ( $T_H$ ) and the PRP activation time  
25 ( $T_{ACT}$ ). Another service disruption in SARAH may come from the ORP process. However,  
26 since SARAH performs the most of the ORP process simultaneously with ERP data forwarding  
27 through an extended reservation path, only a trivial delay is required for exchanging ORP  
28 messages and switching RSVP sessions. In our testbed, the ORP delay was measured to be  
29 about 8 ms, which does not significantly affect QoS guarantees. Our implementation performs  
30 an ORP process every time after an ERP process completes. This is done to reduce the waste of  
31 network resources due to the extended reservation path rather than to lighten the signalling  
32 overhead on BSs.

33 Figure 9 shows the average data rate variations measured on our testbed when SARAH  
34 and normal RSVP are applied. In our set-up, the MH is initially located in BS2's cell as  
35 shown in Figure 7. Bandwidth of 250 kB (2000 kbps) has been reserved between a sender (CH)  
36 and a receiver (MH). The sender transmits 250 data packets per second with each packet size  
37 fixed at 1024 bytes. According to our measurements, the maximum capacity of the wired/  
38 wireless link in our testbed is about 9300/4700 kbps, respectively. Thus, background traffic of  
39 9000 kbps was generated between the gateway router and BS1 so that the MH experiences  
40 congestion after moving from BS2 to BS1. Multi-Generator Tool (MGEN) [21] was used to  
41 generate the fixed-rate data traffic. Figure 9 shows that SARAH seamlessly maintains a stable  
42 data transmission rate even after the MH moves into the congested cell. Note that the  
43 momentary degradation of the data rate during a handoff is mainly caused by Mobile IP  
44 handoff latency. In contrast, RSVP does not guarantee seamless service quality after the MH  
45 moves into the congested network since it does not reserve resources in advance at the  
46 neighbouring BSs.

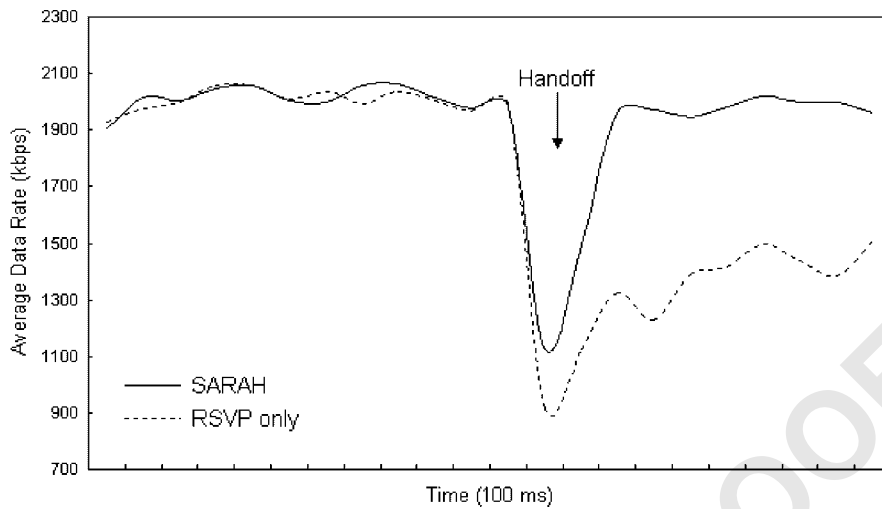


Figure 9. Average transmission rates.

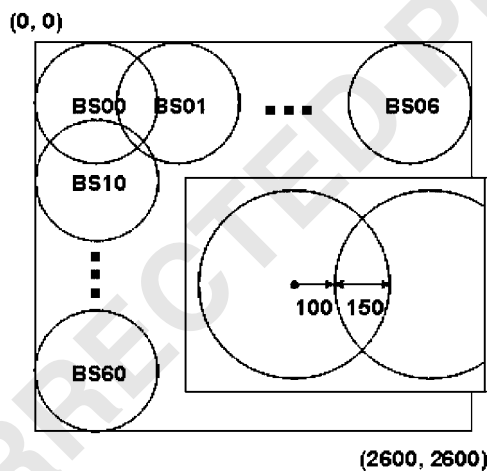


Figure 10. A  $7 \times 7$  mesh simulation model.

## 6. SIMULATION STUDY

In addition to showing the operability of SARAH using a real implementation, the performance evaluation was carried out using the NS-2 network simulator [22]. Figure 10 shows the simulated network topology, which is a  $7 \times 7$  mesh model where all the wireless cells have overlapped areas with their neighbours. As shown in the figure, all BSs are uniformly distributed over the entire test area. Each cell has a communication range of 250 m and the size of the overlapped area between two cells is 150 m. The L2 beacon interval for each BS is configured to be 100 ms. For simplicity, all BSs are designed to be 1-hop away from the gateway router. Figure 11 shows an example of a MH's movement history for our simulation, which follows the

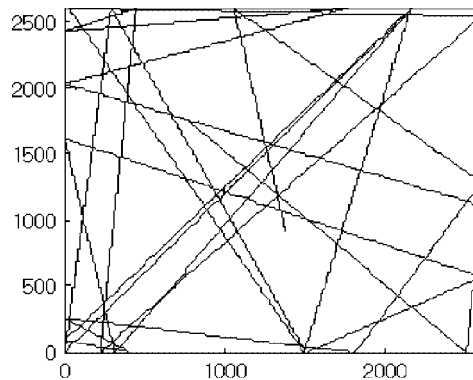


Figure 11. Random direction mobility model.

Random Direction mobility model [23]. Each MH's initial location and direction is randomly chosen over the whole test area, and the direction of the movement is also randomly chosen whenever a MH arrives at the border of the test area. In our simulations, all MHs in the simulated area move at a speed of 3.5 m/s, which is a little faster than the speed of human walk.

We compared several QoS factors with the existing approaches, such as MRSVP [5, 6] and HMRSVP [10], to illustrate how strictly SARAH guarantees a MH will complete its reservation session without any failures. The QoS factors compared in our simulation study are reservation-blocking rate, reservation session loss rate, and reservation session completion rate [10]. The reservation-blocking rate is the probability that an active reservation request in a wireless cell is blocked due to lack of network resources. The reservation session loss rate represents the probability for a MH to lose its reservation path after it handoffs to a new cell. The reservation session completion rate indicates the probability that a MH can maintain a reservation path without suffering from any reservation-blocking and session loss until the reservation session finishes successfully. Therefore, this rate is a combinational effect of the reservation-blocking rate and reservation session loss rate.

In order to compare the average advance reservation requirement ( $Q_p$ ) for a MH of each approach, we first measured the average number of reachable BSs when a MH moves around the simulated area in Figure 10. To do this, we recorded 300 times the number of reachable BSs while a MH moves according to the random direction mobility pattern described above. The recorded values appeared to be about 1.49 on average. This value represents the total number of reservation requirements in SARAH, including active and pseudo-reservations. When using MRSVP, HMRSVP, or SARAH, only one active reservation path is required for a MH. This means that  $Q_p$  for SARAH is about 0.49. On the other hand, the corresponding  $Q_p$  value for MRSVP is around 4. This difference is caused by that MRSVP always requires passive reservations at all neighbouring BSs (i.e. 4 neighbours in Figure 10) to prepare a MH's movement while SARAH establishes a PRP only when a MH finds a new reachable BS (i.e. when the MH receives a *beacon* frame from a BS that is not the currently associated one).

While the  $Q_p$  values for SARAH and MRSVP are hardly affected by the size of region (i.e. routing domain) and the network configuration,  $Q_p$  for HMRSVP varies with the proportion ( $P_B$ ) of border cells to a region since HMRSVP establishes a passive reservation only for a MH that resides in a border cell. For inter-region handoff experiments, we designed the simulated

area shown in Figure 10 to be a region. Then  $P_B$  is calculated to be about 0.489 in  $7 \times 7$  mesh network, and about 0.438 for  $8 \times 8$  mesh network, respectively. In the network topology shown in Figure 10, the proportion ( $P_O$ ) of overlapping area in each cell is about 0.744. Thus, the average number of passive reservations ( $Q_P$ ) for HMRSVP can be approximated as to be  $(P_B \times P_O)/4$  since only one of 4 overlapping areas in a border cell is located between different regions.  $Q_P$  for HMRSVP is estimated to be around 0.091 in  $7 \times 7$  mesh network.

Figure 12 shows the simulation result that measures the reservation-blocking rates for the three schemes related to RSVP mobility support, namely, MRSVP, HMRSVP and SARAH. A parameter used for our simulation is the system offered load ( $\rho$ ) in a wireless cell. The offered load is defined as the total amount of all active reservation requests from MHs in the simulation area. It can be modelled by four factors: Reservation inter-arrival time, reservation duration, total capacity of a wireless cell ( $C$ ), and average number of MHs per each cell ( $N$ ) [10]. When we assume the reservation inter-arrival time and the reservation duration follow exponential distributions with the mean  $1/\lambda$  and  $1/\mu$ , respectively, the offered load is given by  $\rho = N\lambda/C\mu$ . In our simulation, we varied the offered load from 0.1 to 1 by increasing the number of MHs per each cell ( $N$ ) while the other factors  $\lambda$ ,  $\mu$  and  $C$  are fixed to be constant values. As the offered load on the network increases (i.e. the number of simulated MHs increases), the average blocking rates increase in all the schemes under discussion. However, as can be seen in Figure 12, the reservation-blocking rates of MRSVP are significantly higher than those of SARAH and HMRSVP. This is caused by the excessive reservation requirements at the neighbouring cells when MRSVP is applied. We can observe that the probability of reservation-blocking is closely related to total number of excessive reservation requirements ( $Q_X$ ) in each

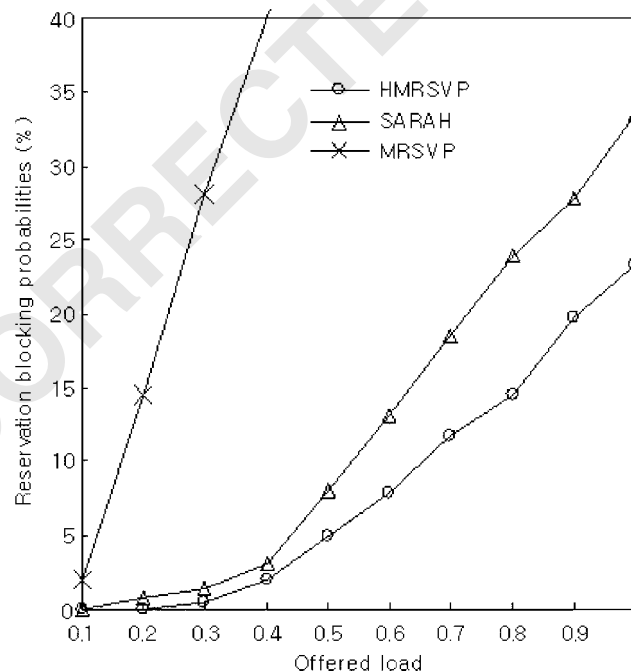


Figure 12. Reservation-blocking rates.

1 scheme.  $Q_X$  can be estimated to be  $\rho \times (Q_P + 1) - 1$  when  $\rho \times (Q_P + 1)$  is greater than 1,  
 2 otherwise  $Q_X$  is 0. The  $Q_X$  value for MRSVP is 4 when the offered load ( $\rho$ ) is 1. On the other  
 3 hand, HMRSVP has the lowest reservation-blocking rate since it makes passive reservation only  
 4 when a MH resides at a boundary cell of a region. For HMRSVP,  $Q_X$  appears to be only about  
 5 0.091 when  $\rho$  is 1. However, note that passive reservations for HMRSVP are converged on the  
 6 border cells of the simulation region. This makes HMRSVP's reservation-blocking rate in  
 7 Figure 12 appear to be higher than the excessive amount of reservation requirements over  
 8 network capacity.

9 Figure 13 shows the session loss rates for three schemes under discussion. While the resource-  
 10 aware handoff direction scheme in SARAH does not affect the reservation-blocking rate, the  
 11 session loss rate of SARAH is considerably improved by employing the resource-aware handoff  
 12 direction scheme (see the difference between SARAH and SARAH (without RAH) in Figure  
 13 13). This is caused by that the resource-aware handoff direction scheme increases the probability  
 14 that a MH's handoff can be supported by a pre-established pseudo-reservation. Without  
 15 advance reservations, MHs will lose their reservation paths after they move into the congested  
 16 cells. Even when the advanced reservation scheme is applied, a MH may also lose its reservation  
 17 path when it moves into one of the cells that have rejected prior advance reservation requests.  
 18 In general, more advance reservations give lower session loss rates. The number of advance  
 19 reservations ( $Q_P$ ) for MRSVP is 4, which is greater than those of SARAH and HMRSVP.  
 20 However, the session loss rate of MRSVP is higher than those of SARAH and HMRSVP when  
 21 the offered load in the network is low. This is because SARAH and HMRSVP do not make  
 22 advance reservations at all the neighbouring cells, and thus more resources are available than  
 23

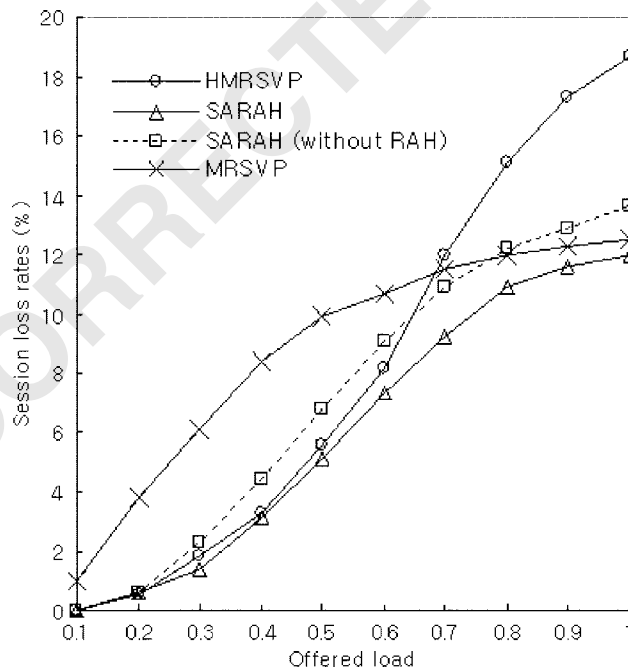


Figure 13. Reservation session loss rates.

MRSVP. When the offered load is higher than 0.7, HMRSVP has the highest session loss rate among all the schemes studied. Since HMRSVP does not make passive reservations for an intra-region handoff, it becomes easier for a MH to lose a reservation session after a movement as the network becomes congested. Figure 13 shows that SARAH provides the lowest session loss rate for all the discussed schemes. This is achieved by that SARAH suffers less from lack of resources due to excessive advance reservations than MRSVP and, moreover, it sufficiently makes advance reservations to support host mobility in the congested networks better than HMRSVP.

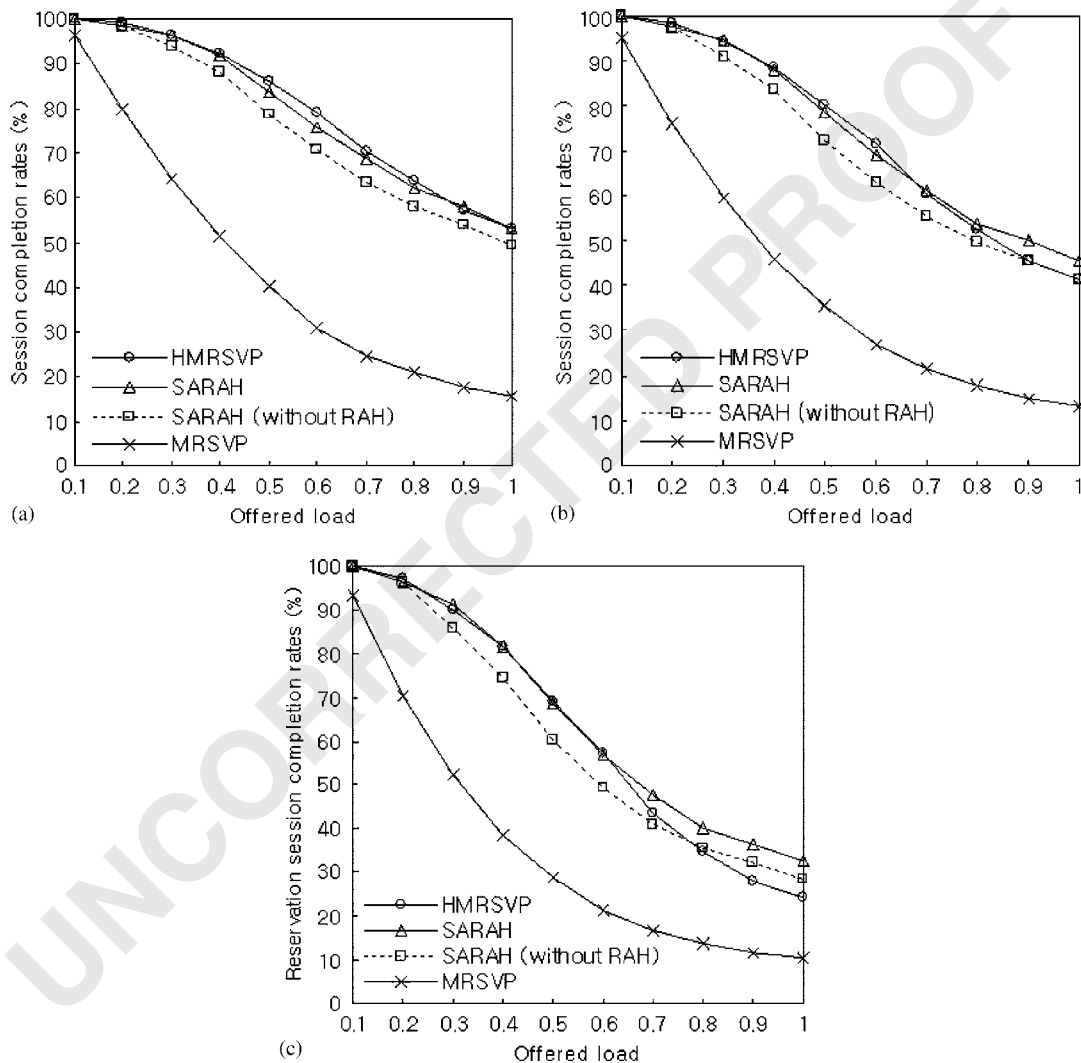


Figure 14. Reservation session completion rates: (a) MH speed: 3 m/s,  $h \approx 1.78$ ; (b) MH speed: 5 m/s,  $h \approx 3$ ; and (c) MH speed: 10 m/s,  $h \approx 5.53$ .

1 The reservation session completion rate is the most important evaluation factor since it  
 2 directly reflects the grade of QoS guarantee for a MH. Thus, the session completion rate ( $C$ ) can  
 3 be estimated using the two aforementioned QoS factors, the reservation-blocking rate and the  
 4 session loss rate. It is given by  $C = (1 - B)(1 - L)^N$ , where  $B$  is the reservation-blocking rate,  
 5  $L$  is the session loss rate, and  $N$  represents how many handoffs have occurred before the  
 6 reservation session completes. This implies that the session completion rate becomes more  
 7 affected by the session loss rate than the reservation-blocking rate as the number of handoffs  
 8 during a reservation session increases.

9 Figure 14 shows the simulation results that measure reservation session completion rates for  
 10 the three schemes under discussion. Each graph in the figure illustrates a case that all MHs move  
 11 in the simulation area according to the Random Direction Mobility Model [23] at a speed of 3, 5  
 12 and 10 m/s, respectively. Our simulations were performed for 3000 s while every MH was  
 13 configured to complete its current reservation session and to restart a new one when the  
 14 duration of the current session reaches 200 s. Since the reservation session duration is fixed to be  
 15 a constant value, the average number of handoffs during a completed reservation session ( $h$ ) is  
 16 thoroughly affected by the speed of a MH. In our simulations, the  $h$  value for each case in  
 17 Figure 14 appeared to be 1.78, 3.0 and 5.53, respectively.

18 As shown in Figure 14, MRSVP has the lowest session completion rate regardless of the speed  
 19 of MHs. When the MH's speed is 3 m/s, the session completion rate for HMRSVP is slightly  
 20 better than SARAH (see Figure 14(a)). This difference is mainly caused by that HMRSVP  
 21 has a lower reservation-blocking rate than SARAH. However, when the MH's speed is 3  
 22 (Figure 14(b)), the session completion rate of SARAH becomes similar with that of HMRSVP.  
 23 In this case, SARAH outperforms HMRSVP as the offered load increases to be higher than 0.7,  
 24 i.e. the network is highly congested. The reason for this is the session loss rate of HMRSVP  
 25 increases rapidly as the offered load increases as shown in Figure 13. Figure 14(c) shows that the  
 26 reservation session completion rate of SARAH is always better than that of HMRSVP when the  
 27 speed of MHs becomes greater than 10 m/s. This shows that, when the networks is congested  
 28 and the mobility of host is high, the proposed SARAH mechanism provides relatively better  
 29 performance than the existing approaches such as HMRSVP.

## 31 7. CONCLUSIONS

32 This paper proposed a new mechanism, called SARAH, which guarantees seamless QoS support  
 33 for a host moving in the mobile Internet. To support QoS-guaranteed handoffs, SARAH  
 34 extends a reservation path by activating an advance reservation, called pseudo-reservation path  
 35 (PRP), and attaching it to the original reservation path. It also dynamically optimizes the  
 36 extended reservation path to avoid the infinite path extension problem.

37 SARAH addresses the excessive reservation requirements due to establishment of multiple  
 38 advance reservations. It significantly reduces the number of required PRPs with the movement-  
 39 detection scheme using layer-2 (link-layer) functionalities. Another novel feature of SARAH is  
 40 the resource-aware handoff direction scheme to manage the network resources more efficiently.  
 41 With this scheme, a MH chooses its next BS according to not only the signal strength of layer 2  
 42 control frames, but also the available resources in the reachable BS. This considerably increases  
 43 the probability that a MH can successfully complete a reservation session without suffering from  
 44 any QoS degradation. In addition, the proposed mechanism requires fewer functional and

1 structural changes in the existing network components, and imposes no modification or  
 2 enhancement on the existing RSVP and Mobile IP protocol. It also integrates all the enhanced  
 3 features for pseudo-reservation and path extension only into the leaf BSs and MHs.

4 Our experimental results demonstrate that SARAH significantly saves network resources  
 5 required for the establishment of PRPs without degrading the QoS guarantees. The performance  
 6 comparison with the existing approaches, such as MRSVP and HMRSVP, shows that SARAH  
 7 is a more efficient way to guarantee QoS in the congested networks that the host mobility is  
 8 high. This becomes an important advantage of SARAH as well as requiring fewer changes to the  
 9 existing Internet architecture. As a future work, the performance improvement of SARAH due  
 10 to reservation load balancing will be studied.

#### 11 ACKNOWLEDGEMENTS

12 This paper was supported in part by the GRID Middleware Center in OITRC.

#### 13 REFERENCES

- 14 1. Branden R, Zhang L, Berson S, Herzog S, Jamin S. Resource ReSerVation Protocol (RSVP)—Version 1 functional  
 15 specification. *RFC 2205, IETF*, September 1997.
- 16 2. Blake S, Black D, Carlson M, Davies E, Wang Z, Weiss W. An architecture for differentiated services. *RFC 2475 on*  
 17 *IETF*, December 1998.
- 18 3. Perkins CE. IP mobility support. *RFC 2002 on IETF*, October 1996.
- 19 4. Terzis A, Srivastava M, Zhang L. A simple QoS signaling protocol for mobile hosts in the integrated service internet.  
 20 *IEEE Proceedings, INFOCOM 99*, vol. 3. March 1999.
- 21 5. Talukdar AK, Badrinath BR, Acharya A. MRSVP: a resource reservation protocol for an integrated service  
 22 networks with mobile hosts. *ACM Wireless Networks 2001*; 7(1).
- 23 6. Talukdar AK, Badrinath BR, Acharya A. On accommodating mobile hosts in an integrated services packet network.  
 24 *IEEE Proceedings, INFOCOM 97*, vol. 3. April 1997.
- 25 7. Paskalis S, Kaloxylas A, Zervas E, Merakos L. An efficient RSVP-mobile IP interworking scheme. *ACM Mobile*  
 26 *Networks and Applications 2001*; 8(3):630–637.
- 27 8. Chen W, Huang L. RSVP mobility support: a signaling protocol for integrated services internet with mobile hosts.  
 28 *IEEE Proceedings, INFOCOM 2000*, vol. 3. 2000; 1283–1292.
- 29 9. Mahadevan I, Sivalingam KM. Architecture and experimental results for quality of service in mobile networks using  
 30 RSVP and CBQ. *ACM Wireless Networks 2000*; 6(3):221–234.
- 31 10. Tseng C, Lee G, Liu R. HMRSVP: a hierarchical mobile RSVP protocol. *ACM Wireless Networks 2003*; 9(2).
- 32 11. Gustafsson E, Jonson A, Perkins CE. Mobile IP regional registration. *Internet Draft on IETF*, October 2002.
- 33 12. Malki KE, Calhoun PR, Hiller T, Kempf J, McCann PJ, Singh A, Soliman H, Thalanany S. Low latency handoffs in  
 34 mobile IPv4. *Internet Draft on IETF*, June 2002.
- 35 13. Calhoun P. FA assisted hand-off. *Internet Draft on IETF*, March 2000.
- 36 14. Wireless LAN Working Group, Wireless LAN Medium Access Control (MAC) and Physical Layer (PHY)  
 37 Specifications. ISO/IEC 8802.11:1999(E), IEEE Std 802.11 1999 Edition, August 1999.
- 38 15. Lucent Technologies Inc., Roaming with WaveLAN/IEEE 802.11. *WaveLAN Technical Bulletin 021/A*, December  
 39 1998.
- 40 16. Fenner W. Internet group management protocol, Version 2. *RFC 2236 on IETF*, November 1997.
- 41 17. WaveLAN, <http://www.agere.com/client/wlan.html>
- 42 18. ALTQ: Alternate Queueing, <http://www.csl.sony.co.jp/person/kjc/kjc/software.html>
- 43 19. Dynamics—HUT Mobile IP, <http://www.cs.hut.fi/Research/Dynamics>
- 44 20. RSVP Code rel4.2a3, <ftp://ftp.isi.edu/rsvp/release/>
- 45 21. MGEN: The Multi-Generator Tool, <http://manimac.itd.nrl.navy.mil/MGEN/>
22. The Network simulator—NS-2, <http://www.isi.edu/nsnam/ns/>
23. Camp T, Boleng J, Davies V. A survey of mobility models for ad hoc network research. *Wireless Communications*  
 and *Mobile Computing 2002*; 2(5):483–502.

## AUTHORS' BIOGRAPHIES



**Kyounghee Lee** received his BS degree in Computer Science from Kwangwoon University, Seoul, Korea in 1999, and MS in Computer Science from Information and Communications University (ICU), Daejon, Korea in 2000. From 1999 to 2000, he was a visiting researcher with Communications Network Research Center, Korea Telecom (KT), Daejon, Korea. Currently, he is a PhD candidate of the School of Engineering in ICU. His research interests include mobile and *ad hoc* networking, multimedia-streaming service in wireless networks, and QoS guarantee in mobile Internet.



**Myungchul Kim** received his BA in Electronics Engineering from Ajou University in 1982, MS in Computer Science from the Korea Advanced Institute of Science and Technology in 1984, and PhD in Computer Science from the University of British Columbia, Vancouver, Canada, in 1993. Currently, he is with the faculty of the Information and Communications University, Daejon, Korea as Professor. Before joining the university, he was a managing director in Korea Telecom Research and Development Group during 1984–1997 where he was in charge of research and development of protocol and QoS testing on ATM/B-ISDN, IN, PCS and Internet. He has also served as a member of Program Committees for IFIP International Workshop on Testing of Communicating Systems (IWTCS), IEEE International Conference on Distributed Computing Systems, and IFIP International Conference on Formal Description Technique/Protocol Specification, Testing and Verification, the chairman of Profile Test Specifications—Special Interest Group of Asia-Oceania Workshop, and co-chair of the IWTCS'97 and the FORTE'01. His research interests include Internet, mobile Internet, protocol engineering, and mobile computing.



**Chansu Yu** received his BS and MS degrees in Electrical Engineering from Seoul National University, Korea, in 1982 and 1984, respectively, and the PhD degree in Computer Engineering from the Pennsylvania State University in 1994. He is currently an Associate Professor in the Department of Electrical and Computer Engineering at the Cleveland State University in Cleveland, Ohio. Before joining the CSU, he was on the research staff at LG Electronics, Inc. for nine years until 1997 and was on the faculty at Information and Communications University, Korea during 1998–2001. He has been a co-chair for IEEE PerCom Workshop on Pervasive Wireless Networking (PWN06 and PWN05) and International Workshop on Mobile and Wireless Ad Hoc Networking (MWAN05 and MWAN04). Dr Yu also has been on the program committees of several international conferences including The 1st International Workshop on RFID and Ubiquitous Sensor Networks (USN 2005), The 1st IEEE International Conference on Mobile Ad-hoc and Sensor Systems (MASS, 2004), and 2003 International Conference on Parallel and Distributed Computing Systems (ICPDCS). His research interests include mobile wireless networks, sensor networks, parallel and clustering computing, and performance modelling and evaluation. He has authored/coauthored more than 60 technical papers and numerous book chapters in the areas of mobile networking, performance evaluation and parallel and distributed computing. Dr Yu is also a guest editor of Journal of Pervasive Computing and Communications (JPCC), Special Issue on Wireless Networks and Pervasive Computing in 2005. He is a member of the ACM, IEEE and IEEE Computer Society.



**Ben Lee** received his BE degree in Electrical Engineering from the State University of New York (SUNY) at Stony Brook, New York, in 1984 and the PhD degree in Computer Engineering from The Pennsylvania State University, University Park, in 1991. He is currently an Associate Professor in the School of Electrical Engineering and Computer Science at Oregon State University. He has been on the program committees and served as publicity chair for several international conferences including 2000 International Conference on Parallel Architectures and Compilation Technique, 2001 and 2004 Pacific Rim International Symposium on Dependable Computing, 2003 International Conference on Parallel and Distributed Computing Systems, 2000 and 2002 Memory Access Decoupling for Superscalar and Multiple Issue Architectures (MEDEA) Workshop, and 2006 IEEE International Conference on Pervasive Computing and Communications (PerCom). Currently, he chairs the

2006 International Workshop on Pervasive Wireless Networking (PWN06) and the 2005 International Workshop on Mobile and Wireless Ad Hoc Networking (MWAN05). He is also a Guest Editor for the Special Issue on 'Wireless Networks and Pervasive Computing' for the Journal of Pervasive Computing and Communications (JPCC). His research interests include network computing, computer system architecture, multithreading and thread-level speculation, and parallel and distributed systems. Dr Lee is a member of the IEEE Computer Society.



**Seungphil Hong** received his BS degree in Computer Science from Indiana State University, and MS degree in Computer Science from Ball State University at Indiana, U.S.A. He researched the information security for PhD at Illinois Institute of Technology from 1994 to 1997, he joined the Research and Development Center in LG-CNS Systems, Inc. since 1997, and he received the PhD degree in Computer Science from Information and Communications University in Korea. He is actively involved in research in information security at The University of North Carolina, Charlotte in U.S.A. His research interests include access control, security architecture, PKI, and e-business security.



## COPYRIGHT TRANSFER AGREEMENT

Wiley Production No. ....

Re: Manuscript entitled .....

(the "Contribution") written by .....

(the "Contributor") for publication in.....

(the "Journal") published by John Wiley & Sons Ltd ("Wiley").

In order to expedite the publishing process and enable Wiley to disseminate your work to the fullest extent, we need to have this Copyright Transfer Agreement signed and returned to us with the submission of your manuscript. If the Contribution is not accepted for publication this Agreement shall be null and void.

### **A. COPYRIGHT**

1. The Contributor assigns to Wiley, during the full term of copyright and any extensions or renewals of that term, all copyright in and to the Contribution, including but not limited to the right to publish, republish, transmit, sell, distribute and otherwise use the Contribution and the material contained therein in electronic and print editions of the Journal and in derivative works throughout the world, in all languages and in all media of expression now known or later developed, and to license or permit others to do so.
2. Reproduction, posting, transmission or other distribution or use of the Contribution or any material contained therein, in any medium as permitted hereunder, requires a citation to the Journal and an appropriate credit to Wiley as Publisher, suitable in form and content as follows: (Title of Article, Author, Journal Title and Volume/Issue Copyright © [year] John Wiley & Sons Ltd or copyright owner as specified in the Journal.)

### **B. RETAINED RIGHTS**

Notwithstanding the above, the Contributor or, if applicable, the Contributor's Employer, retains all proprietary rights other than copyright, such as patent rights, in any process, procedure or article of manufacture described in the Contribution, and the right to make oral presentations of material from the Contribution.

### **C. OTHER RIGHTS OF CONTRIBUTOR**

Wiley grants back to the Contributor the following:

1. The right to share with colleagues print or electronic "preprints" of the unpublished Contribution, in form and content as accepted by Wiley for publication in the Journal. Such preprints may be posted as electronic files on the Contributor's own website for personal or professional use, or on the Contributor's internal university or corporate networks/intranet, or secure external website at the Contributor's institution, but not for commercial sale or for any systematic external distribution by a third party (eg: a listserver or database connected to a public access server). Prior to publication, the Contributor must include the following notice on the preprint: "This is a preprint of an article accepted for publication in [Journal title] Copyright © (year) (copyright owner as specified in the Journal)". After publication of the Contribution by Wiley, the preprint notice should be amended to read as follows: "This is a preprint of an article published in [include the complete citation information for the final version of the Contribution as published in the print edition of the Journal]" and should provide an electronic link to the Journal's WWW site, located at the following Wiley URL: <http://www.interscience.wiley.com/>. The Contributor agrees not to update the preprint or replace it with the published version of the Contribution.
2. The right, without charge, to photocopy or to transmit on-line or to download, print out and distribute to a colleague a copy of the published Contribution in whole or in part, for the Contributor's personal or professional use, for the advancement of scholarly or scientific research or study, or for corporate informational purposes in accordance with paragraph D2 below.
3. The right to republish, without charge, in print format, all or part of the material from the published Contribution in a book written or edited by the Contributor.
4. The right to use selected figures and tables, and selected text (up to 250 words) from the Contribution, for the Contributor's own teaching purposes, or for incorporation within another work by the Contributor that is made part of an edited work published (in print or electronic format) by a third party, or for presentation in electronic format on an internal computer network or external website of the Contributor or the Contributor's employer. The abstract shall not be included as part of such selected text.
5. The right to include the Contribution in a compilation for classroom use (course packs) to be distributed to students at the Contributor's institution free of charge or to be stored in electronic format in datarooms for access by students at the Contributor's institution as part of their course work (sometimes called "electronic reserve rooms") and for in-house training programmes at the Contributor's employer.

### **D. CONTRIBUTIONS OWNED BY EMPLOYER**

1. If the Contribution was written by the Contributor in the course of the Contributor's employment (as a "work-made-for-hire" in the course of employment), the Contribution is owned by the company/employer which must sign this Agreement (in addition to the Contributor's signature), in the space provided below. In such case, the company/employer hereby assigns to Wiley, during the full term of copyright, all copyright in and to the Contribution for the full term of copyright throughout the world as specified in paragraph A above.
2. In addition to the rights specified as retained in paragraph B above and the rights granted back to the Contributor pursuant to paragraph C above, Wiley hereby grants back, without charge, to such company/employer, its subsidiaries and divisions, the right to make copies of and distribute the published Contribution internally in print format or electronically on the Company's internal network. Upon payment of the Publisher's reprint fee, the institution may distribute (but not re-sell) print copies of the published Contribution externally. Although copies so made shall not be available for individual re-sale, they may be included by the company/employer as part of an information package included with software or other products offered for sale or license. Posting of the published Contribution by the institution on a public access website may only be done with Wiley's written permission, and payment of any applicable fee(s).

**E. GOVERNMENT CONTRACTS**

In the case of a Contribution prepared under US Government contract or grant, the US Government may reproduce, without charge, all or portions of the Contribution and may authorise others to do so, for official US Government purposes only, if the US Government contract or grant so requires. (Government Employees: see note at end.)

**F. COPYRIGHT NOTICE**

The Contributor and the company/employer agree that any and all copies of the Contribution or any part thereof distributed or posted by them in print or electronic format as permitted herein will include the notice of copyright as stipulated in the Journal and a full citation to the Journal as published by Wiley.

**G. CONTRIBUTOR’S REPRESENTATIONS**

The Contributor represents that the Contribution is the Contributor’s original work. If the Contribution was prepared jointly, the Contributor agrees to inform the co-Contributors of the terms of this Agreement and to obtain their signature(s) to this Agreement or their written permission to sign on their behalf. The Contribution is submitted only to this Journal and has not been published before, except for “preprints” as permitted above. (If excerpts from copyrighted works owned by third parties are included, the Contributor will obtain written permission from the copyright owners for all uses as set forth in Wiley’s permissions form or in the Journal’s Instructions for Contributors, and show credit to the sources in the Contribution.) The Contributor also warrants that the Contribution contains no libelous or unlawful statements, does not infringe on the right or privacy of others, or contain material or instructions that might cause harm or injury.

**Tick one box and fill in the appropriate section before returning the original signed copy to the Publisher**

**Contributor-owned work**

Contributor’s signature ..... Date .....

Type or print name and title .....

Co-contributor’s signature ..... Date .....

Type or print name and title .....

**Attach additional signature page as necessary**

**Company/Institution-owned work (made-for-hire in the course of employment)**

Contributor’s signature ..... Date .....

Type or print name and title .....

Company or Institution (Employer-for Hire) .....

Authorised signature of Employer ..... Date .....

Type or print name and title .....

**US Government work**

Note to US Government Employees

A Contribution prepared by a US federal government employee as part of the employee’s official duties, or which is an official US Government publication is called a “US Government work”, and is in the public domain in the United States. In such case, the employee may cross out paragraph A1 but must sign and return this Agreement. If the Contribution was not prepared as part of the employee’s duties or is not an official US Government publication, it is not a US Government work.

**UK Government work (Crown Copyright)**

Note to UK Government Employees

The rights in a Contribution by an employee of a UK Government department, agency or other Crown body as part of his/her official duties, or which is an official government publication, belong to the Crown. In such case, the Publisher will forward the relevant form to the Employee for signature.

# WILEY AUTHOR DISCOUNT CARD

As a highly valued contributor to Wiley's publications, we would like to show our appreciation to you by offering a **unique 25% discount** off the published price of any of our books\*.

To take advantage of this offer, all you need to do is apply for the **Wiley Author Discount Card** by completing the attached form and returning it to us at the following address:

The Database Group  
John Wiley & Sons Ltd  
The Atrium  
Southern Gate  
Chichester  
West Sussex PO19 8SQ  
UK

In the meantime, whenever you order books direct from us, simply quote promotional code **S001W** to take advantage of the 25% discount.

The newest and quickest way to order your books from us is via our new European website at:

**<http://www.wileyeurope.com>**

Key benefits to using the site and ordering online include:

- Real-time SECURE on-line ordering
- The most up-to-date search functionality to make browsing the catalogue easier
- Dedicated Author resource centre
- E-mail a friend
- Easy to use navigation
- Regular special offers
- Sign up for subject orientated e-mail alerts

So take advantage of this great offer, return your completed form today to receive your discount card.

Yours sincerely,



Verity Leaver  
E-marketing and Database Manager

#### \*TERMS AND CONDITIONS

This offer is exclusive to Wiley Authors, Editors, Contributors and Editorial Board Members in acquiring books (excluding encyclopaedias and major reference works) for their personal use. There must be no resale through any channel. The offer is subject to stock availability and cannot be applied retrospectively. This entitlement cannot be used in conjunction with any other special offer. Wiley reserves the right to amend the terms of the offer at any time.

# REGISTRATION FORM FOR 25% BOOK DISCOUNT CARD

To enjoy your special discount, tell us your areas of interest and you will receive relevant catalogues or leaflets from which to select your books. Please indicate your specific subject areas below.

<p><b>Accounting</b> <span style="float: right;">[ ]</span></p> <ul style="list-style-type: none"> <li>• Public <span style="float: right;">[ ]</span></li> <li>• Corporate <span style="float: right;">[ ]</span></li> </ul>	<p><b>Architecture</b> <span style="float: right;">[ ]</span></p>
<p><b>Chemistry</b> <span style="float: right;">[ ]</span></p> <ul style="list-style-type: none"> <li>• Analytical <span style="float: right;">[ ]</span></li> <li>• Industrial/Safety <span style="float: right;">[ ]</span></li> <li>• Organic <span style="float: right;">[ ]</span></li> <li>• Inorganic <span style="float: right;">[ ]</span></li> <li>• Polymer <span style="float: right;">[ ]</span></li> <li>• Spectroscopy <span style="float: right;">[ ]</span></li> </ul>	<p><b>Business/Management</b> <span style="float: right;">[ ]</span></p>
<p><b>Encyclopedia/Reference</b> <span style="float: right;">[ ]</span></p> <ul style="list-style-type: none"> <li>• Business/Finance <span style="float: right;">[ ]</span></li> <li>• Life Sciences <span style="float: right;">[ ]</span></li> <li>• Medical Sciences <span style="float: right;">[ ]</span></li> <li>• Physical Sciences <span style="float: right;">[ ]</span></li> <li>• Technology <span style="float: right;">[ ]</span></li> </ul>	<p><b>Computer Science</b> <span style="float: right;">[ ]</span></p> <ul style="list-style-type: none"> <li>• Database/Data Warehouse <span style="float: right;">[ ]</span></li> <li>• Internet Business <span style="float: right;">[ ]</span></li> <li>• Networking <span style="float: right;">[ ]</span></li> <li>• Programming/Software Development <span style="float: right;">[ ]</span></li> <li>• Object Technology <span style="float: right;">[ ]</span></li> </ul>
<p><b>Earth &amp; Environmental Science</b> <span style="float: right;">[ ]</span></p>	<p><b>Engineering</b> <span style="float: right;">[ ]</span></p> <ul style="list-style-type: none"> <li>• Civil <span style="float: right;">[ ]</span></li> <li>• Communications Technology <span style="float: right;">[ ]</span></li> <li>• Electronic <span style="float: right;">[ ]</span></li> <li>• Environmental <span style="float: right;">[ ]</span></li> <li>• Industrial <span style="float: right;">[ ]</span></li> <li>• Mechanical <span style="float: right;">[ ]</span></li> </ul>
<p><b>Hospitality</b> <span style="float: right;">[ ]</span></p>	<p><b>Finance/Investing</b> <span style="float: right;">[ ]</span></p> <ul style="list-style-type: none"> <li>• Economics <span style="float: right;">[ ]</span></li> <li>• Institutional <span style="float: right;">[ ]</span></li> <li>• Personal Finance <span style="float: right;">[ ]</span></li> </ul>
<p><b>Genetics</b> <span style="float: right;">[ ]</span></p> <ul style="list-style-type: none"> <li>• Bioinformatics/Computational Biology <span style="float: right;">[ ]</span></li> <li>• Proteomics <span style="float: right;">[ ]</span></li> <li>• Genomics <span style="float: right;">[ ]</span></li> <li>• Gene Mapping <span style="float: right;">[ ]</span></li> <li>• Clinical Genetics <span style="float: right;">[ ]</span></li> </ul>	<p><b>Life Science</b> <span style="float: right;">[ ]</span></p>
<p><b>Medical Science</b> <span style="float: right;">[ ]</span></p> <ul style="list-style-type: none"> <li>• Cardiovascular <span style="float: right;">[ ]</span></li> <li>• Diabetes <span style="float: right;">[ ]</span></li> <li>• Endocrinology <span style="float: right;">[ ]</span></li> <li>• Imaging <span style="float: right;">[ ]</span></li> <li>• Obstetrics/Gynaecology <span style="float: right;">[ ]</span></li> <li>• Oncology <span style="float: right;">[ ]</span></li> <li>• Pharmacology <span style="float: right;">[ ]</span></li> <li>• Psychiatry <span style="float: right;">[ ]</span></li> </ul>	<p><b>Landscape Architecture</b> <span style="float: right;">[ ]</span></p>
<p><b>Non-Profit</b> <span style="float: right;">[ ]</span></p>	<p><b>Mathematics/Statistics</b> <span style="float: right;">[ ]</span></p>
	<p><b>Manufacturing</b> <span style="float: right;">[ ]</span></p>
	<p><b>Material Science</b> <span style="float: right;">[ ]</span></p>
	<p><b>Psychology</b> <span style="float: right;">[ ]</span></p> <ul style="list-style-type: none"> <li>• Clinical <span style="float: right;">[ ]</span></li> <li>• Forensic <span style="float: right;">[ ]</span></li> <li>• Social &amp; Personality <span style="float: right;">[ ]</span></li> <li>• Health &amp; Sport <span style="float: right;">[ ]</span></li> <li>• Cognitive <span style="float: right;">[ ]</span></li> <li>• Organizational <span style="float: right;">[ ]</span></li> <li>• Developmental and Special Ed <span style="float: right;">[ ]</span></li> <li>• Child Welfare <span style="float: right;">[ ]</span></li> <li>• Self-Help <span style="float: right;">[ ]</span></li> </ul>
	<p><b>Physics/Physical Science</b> <span style="float: right;">[ ]</span></p>

I confirm that I am a Wiley Author/Editor/Contributor/Editorial Board Member of the following publications:

SIGNATURE: .....

**PLEASE COMPLETE THE FOLLOWING DETAILS IN BLOCK CAPITALS:**

TITLE AND NAME: (e.g. Mr, Mrs, Dr) .....

JOB TITLE: .....

DEPARTMENT: .....

COMPANY/INSTITUTION: .....

ADDRESS: .....

.....

.....

.....

TOWN/CITY: .....

COUNTY/STATE: .....

COUNTRY: .....

POSTCODE/ZIP CODE: .....

DAYTIME TEL: .....

FAX: .....

E-MAIL: .....

**YOUR PERSONAL DATA**

We, John Wiley & Sons Ltd, will use the information you have provided to fulfil your request. In addition, we would like to:

1. Use your information to keep you informed by post, e-mail or telephone of titles and offers of interest to you and available from us or other Wiley Group companies worldwide, and may supply your details to members of the Wiley Group for this purpose.  
 Please tick the box if you do not wish to receive this information
2. Share your information with other carefully selected companies so that they may contact you by post, fax or e-mail with details of titles and offers that may be of interest to you.  
 Please tick the box if you do not wish to receive this information.

If, at any time, you wish to stop receiving information, please contact the Database Group ([databasegroup@wiley.co.uk](mailto:databasegroup@wiley.co.uk)) at John Wiley & Sons Ltd, The Atrium, Southern Gate, Chichester, West Sussex PO19 8SQ, UK.

**E-MAIL ALERTING SERVICE**

We offer an information service on our product ranges via e-mail. If you do not wish to receive information and offers from John Wiley companies worldwide via e-mail, please tick the box .

This offer is exclusive to Wiley Authors, Editors, Contributors and Editorial Board Members in acquiring books (excluding encyclopaedias and major reference works) for their personal use. There should be no resale through any channel. The offer is subject to stock availability and may not be applied retrospectively. This entitlement cannot be used in conjunction with any other special offer. Wiley reserves the right to vary the terms of the offer at any time.

Ref: S001W